

November 25, 2019

*The Honorable Commissioners' Court
Wilson County
Floresville, TX 78114*

Honorable Members of the Court:

In compliance with Article 114.026 of the Local Government Code, and also in compliance with House Bill 2459, Public Funds Investment Act, this monthly report and investment report for the month ending September 30, 2019 is submitted for your review for the recording in the minutes of the court.


The investments have been made in compliance with Wilson County's investment policy. It will be the objective of the county to earn the maximum rate of return allowed on its investments within policies imposed by its safety and liquidity objectives.

In accordance with House Bill 2459, Wilson County has diversified its portfolio. The total balance of all funds is \$10,669,868.36.24. Wilson County has 0.14% in Cash Management Accounts, 0.06% in Certificates of Deposits, 0.71% in Texpool, 0.09% in Broker CD's, and 0.00% in Texas Class. The deposits and withdrawals of the accounts are listed on the following pages.

Investments are made with the intention of holding to maturity, but with the ability to liquidate should funds be needed. Total interest earned for the month ending September 30, 2019 is \$14,183.15. The average rate of return for the month being 1.67%.

It is an honor for me, as your County Treasurer to serve the Court and the citizens as the Certified Investment Officer for Wilson County.

Respectfully Submitted,



Jan Hartl

Wilson County Treasurer

ACCOUNT NUMBER AND TITLE	STARTING BALANCE	DEBIT BALANCE	CREDIT BALANCE	ENDING BALANCE
12-010-010 CASH IN BANK GENERAL FUND	2,748,692.84-	1,767,907.76	862,856.73	1,843,641.81-
20-010-010 CASH IN BANK LEOSE ACCT	40,745.71	0.00	810.00	39,935.71
21-010-010 R&B #1 CASH IN BANK	322,780.62	22,209.79	75,164.53	269,825.88
22-010-010 R&B #2 CASH IN BANK	556,497.37	42,638.54	128,204.03	470,931.88
23-010-010 R & B #3 CASH IN BANK	210,393.41	69,783.84	141,602.57	138,574.68
24-010-010 R&B #4 CASH IN BANK	391,741.93	33,271.36	119,937.21	305,076.08
25-010-010 TOTAL CASH IN BANK CIVIL FEES REPOR	9,481.80	10,282.60	0.00	19,764.40
26-010-010 CASH COURTHOUSE SECURITY	63,715.61	3,123.29	17,709.52	49,129.38
33-010-010 E & O CASH IN BANK	354.50	420.00	0.00	774.50
34-010-010 LIBRARY CASH IN BANK	190,060.46	5,377.44	25,286.22	170,151.68
36-010-010 JURY CASH IN BANK	10,233.79	10.00	6,340.00	3,903.79
37-010-010 CASH IN BANK - STATE COURT COST & F	356.17-	298.00	663.36	721.53-
39-010-010 SUBDIVISION CASH IN BANK	67,324.96	1,540.00	2,535.00	66,329.96
40-010-010 RECORDING FEE CASH N BANK	847,075.71	19,688.50	29,424.50	837,339.71
42-010-010 CASH CHILD ABUSE FUND	0.00	0.00	0.00	0.00
43-010-010 CASH PRETRIAL INTERV PROGRAM FUND	164,039.96	13,225.00	5,770.56	171,494.40
44-010-010 J.P.TECH CASH IN THE BANK	32,816.99	1,878.33	260.46	34,434.86
46-010-010 O.C. HOLDING ACCOUNT-CASH IN BANK	21,750.00	0.00	0.00	21,750.00
50-010-010 COUNTY TIF GRANT	95,401.30	0.00	0.00	95,401.30
51-010-010 FEMA 4223 DR TX BANK	0.01	0.00	0.00	0.01
52-010-010 VAWA-GRANT 3015403	35,933.31	0.00	10,854.50	25,078.81
53-010-010 VOCA GRANT 3309902 BANK ACCT	30,590.70-	2,737.34	4,519.96	32,373.32-
54-010-010 CASH IN BANK - HOT CHECK HOLDING	128.18	588.26	791.44	75.00-
55-010-010 BODY ARMOR-GRANT-3513201	0.00	0.00	0.00	0.00
56-010-010 OFFICER SAFETY - GRANT 35626-01	57,661.00-	0.00	0.00	57,661.00-
57-010-010 J.P. HOLDING ACCOUNT CASH IN BANK	138,673.72	223,191.34	225,722.94	136,142.12
59-010-010 CASH IN BANK - INMATE PH	31,972.44	808.52	0.00	32,780.96
62-010-010 CASH IN BANK-COMMUNITY ECONOMIC DEV	3,816.37	0.00	0.00	3,816.37
63-010-010 COUNTY CLERK TECH - CASH IN BANK	2,395.00	10.00	0.00	2,405.00
64-010-010 JUV CASE MGT FUND - CASH IN BANK	125.00	0.00	0.00	125.00
GROUP-TOTAL	400,157.44	2,218,989.91	1,658,453.53	960,693.82
REPORT TOTAL	400,157.44	2,218,989.91	1,658,453.53	960,693.82

SouthTrust Bank
George West, TX

Pledge Report by Maturity Date
Pledge V: WILSON COUNTY

As of 09/30/19
Page 61

Receipt	SK	Code	Custp	ID #	Current Face	Original Face	Description	ASC	Moody / S&P	Compon	Maturity	Book Value	Fair Value
160091286			912838746	101087	2,000,000.00	2,000,000.00	U.S. TREASURY NOTES	520	A2 / AA	2.625	07/31/2020	1,997,769.96	2,011,434.38
			34631LED3	100985	250,000.00	250,000.00	FORT BEND CNTY TX MFD #119 REF GO AG AFS	AFS		2.500	09/01/2020	251,400.47	251,969.50
			912838Z72	101088	2,000,000.00	2,000,000.00	U.S. TREASURY NOTES	AFS		1.625	10/15/2020	1,976,748.24	1,994,218.76
			912838M98	101089	2,000,000.00	2,000,000.00	U.S. TREASURY NOTES	AFS		1.625	11/30/2020	1,973,934.78	1,995,281.26
			912838A83	101090	2,000,000.00	2,000,000.00	U.S. TREASURY NOTES	AFS		2.575	12/31/2020	1,989,902.14	2,012,187.50
160072529			31397QC22	100721	55,063.62	55,063.62	FNR 2011 17-CJ MTHLY-25TH	AFS		2.750	05/25/2021	55,112.25	54,709.58
237003957			41421QGE4	100958	240,000.00	240,000.00	HARRIS CNTY TX MFD #106 REF GO AGM Q AFS	AFS	NR / AA	3.500	09/01/2021	243,098.52	249,277.05
154066019			3136AOP35	100758	61,068.59	61,068.59	FNR 2011 86-DB MTHLY-25TH	AFS		2.600	01/15/2022	61,020.49	60,160.08
160059501			3134C3K58	100585	60,689.20	60,689.20	MLAN 2012 1-A10 MTHLY-15TH (FHLMC ISS)	AFS		2.600	01/15/2022	61,037.95	60,124.79
160070470			3137ILME9	100585	59,413.51	59,413.51	FNMA #455160	AFS		5.500	03/01/2024	60,193.39	61,832.61
160070590			31419GCZ5	100704	152,810.32	152,810.32	FNMA #AE5487	AFS		3.500	10/01/2025	154,950.51	158,206.48
160075974			3138A3CF4	100700	103,312.47	103,312.47	FNMA #AE0969	AFS		3.500	12/01/2025	103,621.52	106,960.69
160070471			31412RLX3	100705	192,420.32	192,420.32	FNMA #932842	AFS		3.500	12/01/2025	194,345.53	199,213.16
160075974			3137AFXE2	100785	124,031.89	124,031.89	FHLMC 3941-BE MTHLY-15TH	AFS		2.000	05/15/2026	124,374.76	122,827.19
154064238			3137AGEH2	100793	128,479.74	128,479.74	FHLMC 3945-BJ MTHLY-15TH	AFS		2.000	05/15/2026	128,874.25	127,220.97
154064655			3137AHE47	100790	118,984.66	118,984.66	FHLMC 3939-EB MTHLY-15TH	AFS		1.750	03/15/2026	118,974.51	117,488.34
154065182			3137AEGP4	100759	97,159.01	97,159.01	FHLMC 3934-KC MTHLY-15TH	AFS		1.500	09/15/2026	96,948.25	95,383.59
154066643			3137ALEM4	100823	89,780.14	89,780.14	FHLMC 3919-AB MTHLY-15TH	AFS		1.750	07/15/2026	89,906.25	88,220.48
154067353			3137APNS0	100830	174,754.87	174,754.87	FHR 3998-KG MTHLY-15TH	AFS		2.000	11/15/2026	175,476.70	172,425.88
154066456			3137ALSN0	100817	234,617.90	234,617.90	FHR 4029-LA MTHLY-15TH	AFS		2.000	01/15/2027	235,779.09	231,642.22
154066895			3136A5TK2	100827	178,809.11	178,809.11	FHLMC 3996-BA MTHLY-15TH	AFS		1.500	02/15/2027	178,754.02	174,395.22
160078781			3136A6AA2	100831	169,720.39	169,720.39	FHLMC 3933-CD MTHLY-15TH	AFS		2.000	03/25/2027	170,180.18	167,281.26
154068210			3137AREY8	100855	213,619.16	213,619.16	FNR 2012 52-DA MTHLY-25TH	AFS		2.000	05/25/2027	214,297.55	210,288.55
160083054			3133M8HJ0	100948	204,873.19	204,873.19	FHR 4066-MG MTHLY-15TH	AFS		1.500	06/15/2027	204,500.79	199,556.98
154075464			3137AVFA0	100848	714,660.18	714,660.18	FNMA #424742	AFS		2.500	08/01/2027	719,723.53	720,422.13
154063858			3137AWUQ6	100914	500,406.92	500,406.92	FHR 4130-NC MTHLY-15TH	AFS		1.500	10/15/2027	502,456.83	487,626.19
154071957			3136A-AEY8	100849	278,569.19	278,569.19	FHR 4145-IC MTHLY-15TH	AFS		1.500	12/15/2027	278,952.05	270,275.53
160084831			3136ABUZA	100870	319,529.56	319,529.56	FNR 2012 129-GD MTHLY-25TH	AFS		1.500	12/25/2027	321,064.17	309,871.05
154065858			3136ADENS	100900	306,334.99	306,334.99	FNR 2013 7-AD MTHLY-25TH	AFS		1.500	02/25/2028	307,552.76	297,149.26
			3137AFGLO	100770	272,251.59	272,251.59	FNR 2013 56-IC MTHLY-25TH	AFS		1.250	04/25/2028	273,155.38	262,968.62
					260,553.58	260,553.58	FHLMC 3945-LD MTHLY-15TH	AFS		2.500	01/15/2041	262,040.15	259,715.79
					15,561,693.50	40,790,000.00				2.086		13,524,966.77	13,522,045.74

Status Codes : N = New Purchase S = Sold M = Matured C = Called O = Paid Off * = Pre-refunded I = Impaired
None: Refer to the U.S. Government and Agency Ratings report for ratings on treasury, agency and pass through securities.



9601 McAllister Freeway, Suite 301, San Antonio, Texas 78216-4653
(210) 224-5492
(210) 224-8787

II. Pledge & Safekeeping Reports

ACCOUNT NUMBER AND TITLE	STARTING BALANCE	DEBIT BALANCE	CREDIT BALANCE	ENDING BALANCE
65-010-165 COUNTY SEIZURE HOLD CASH IN BANK	69,833.83	5.82	0.00	69,839.65
GROUP-TOTAL	69,833.83	5.82	0.00	69,839.65
67-010-167 CASH IN BANK - BOND I & S	44,080.43	3,539.74	0.00	47,620.17
GROUP-TOTAL	44,080.43	3,539.74	0.00	47,620.17
72-010-172 FEDERAL SEIZURE CASH IN BANK	498.41	0.00	0.00	498.41
GROUP-TOTAL	498.41	0.00	0.00	498.41
73-010-173 CO. ATTY FORFEITURE FUND	6,320.63	0.00	0.00	6,320.63
GROUP-TOTAL	6,320.63	0.00	0.00	6,320.63
76-010-176 CASH IN BANK CREDIT CARD CLEARING	65,010.49	67,401.24	64,796.67	67,615.06
GROUP-TOTAL	65,010.49	67,401.24	64,796.67	67,615.06
86-010-186 WOODVALLEY ACRES CASH IN BANK I&S	857.74	320.80	10.00	1,168.54
GROUP-TOTAL	857.74	320.80	10.00	1,168.54
90-010-190 4TH COURT OF APPEALS CASH IN BANK	1,009.80	360.00	0.00	1,369.80
GROUP-TOTAL	1,009.80	360.00	0.00	1,369.80
93-010-193 ST TAX ACCT CASH IN BANK	44,200.97	41,277.97	0.00	85,478.94
GROUP-TOTAL	44,200.97	41,277.97	0.00	85,478.94
95-010-195 LAW LIBRARY CASH IN BANK	51,850.17	1,864.33	0.00	53,714.50
GROUP-TOTAL	51,850.17	1,864.33	0.00	53,714.50
96-010-196 CO ATTY ACCT CASH IN BANK	31,980.02	77.67	28.77	32,028.92
GROUP-TOTAL	31,980.02	77.67	28.77	32,028.92
97-010-197 CIVIL PREPAR CASH IN BANK	183,018.00	5,515.44	0.00	188,533.44
GROUP-TOTAL	183,018.00	5,515.44	0.00	188,533.44
REPORT TOTAL	498,660.49	120,363.01	64,835.44	554,188.06

CHECKING ACCOUNTS INTEREST FORM
FOR THE MONTH OF SEPTEMBER 2019

Bank Account	Account	Int.	Amt
Name	Number	Rate	of Interest
Wilson County General Funds	12-100-610	0.10%	\$70.05
Wilson County Sheriff's Seizure	65-050-001	0.10%	\$5.82
Wilson County Construction Interest & Sinking	85-100-101	0.10%	\$3.87
Wood Valley Interest and Sinking	86-100-601	0.09%	\$5.87
State Tax Account Interest and Sinking	93-100-001	0.10%	\$6.50
Law Library Interest and Sinking	95-100-415	0.10%	\$4.33
HB #825 Attorney Account	96-100-001	0.10%	\$2.67
Civil Preparedness	97-100-118	0.10%	\$15.44
TOTAL			\$114.55

ACCOUNT NUMBER AND TITLE	STARTING BALANCE	DEBIT BALANCE	CREDIT BALANCE	ENDING BALANCE
12-025-075 INVESTMENTS - TEXPOOL	9,042,072.46	0.00	1,500,000.00	7,542,072.46
GROUP-TOTAL	9,042,072.46	0.00	1,500,000.00	7,542,072.46
12-025-090 INVESTMENT IN CD #30668	200,000.00	0.00	0.00	200,000.00
GROUP-TOTAL	200,000.00	0.00	0.00	200,000.00
65-010-075 COUNTY SEIZURE CD #30311	1,966.49	0.00	0.00	1,966.49
GROUP-TOTAL	1,966.49	0.00	0.00	1,966.49
67-010-075 CASH IN BANK - TEXAS CLASS	23,961.46	43.46	0.00	24,004.92
GROUP-TOTAL	23,961.46	43.46	0.00	24,004.92
80-010-075 JACKSON MEM PARK CD #30461	15,777.19	0.00	0.00	15,777.19
GROUP-TOTAL	15,777.19	0.00	0.00	15,777.19
88-010-076 DEWEES REM HOUSE CD #31515	8,931.57	0.00	0.00	8,931.57
GROUP-TOTAL	8,931.57	0.00	0.00	8,931.57
95-010-075 LAW LIBRARY CD #30030	50,874.14	6.27	0.00	50,880.41
GROUP-TOTAL	50,874.14	6.27	0.00	50,880.41
97-010-075 CIVIL PREPARENESS CD #30414	311,263.90	89.54	0.00	311,353.44
GROUP-TOTAL	311,263.90	89.54	0.00	311,353.44
REPORT TOTAL	9,654,847.21	139.27	1,500,000.00	8,154,986.48

LAW LIBRARY CD - X0030 

Search Transactions

Activity: Date range; Start date: Sep 01, 2019; End date: Sep 30, 2019; Type: All

Transactions

Pending Posted

Date ▾	Description ◇	Debit ◇	Credit ◇	Balance
● Sep 15, 2019	Accr Earning Payment Added to Acct		6.27	50,880.41

CIVIL PREPAREDNESS CD – X0434 

Search Transactions

Activity: Date range; Start date: Sep 01, 2019; End date: Sep 30, 2019; Type: All

Transactions

Pending Posted

Date ▾	Description ◇	Debit ◇	Credit ◇	Balance
<input checked="" type="radio"/> Sep 22, 2019	Accr Earning Payment Added to Acct		89.54	311,353.44

WILSON COUNTY
INVESTMENT TYPE CD
SEPTEMBER 2019

CERTIFICATES OF DEPOSIT

DESCRIPTION	CD #	ORIGINATION DATE	ORIGINATION AMOUNT	MATURITY DATE	INTEREST PAYS	INTEREST RATE	CONTRIBUTION AMOUNT	WITHDRAWAL AMOUNT	INTEREST PAID	ENDING BOOK BALANCE
General Funds	30668	08/11/10	\$200,000.00	09/04/19	Monthly	1.10%		\$186.85	\$186.85	\$200,000.00
Sheriff Seizure Acct	30311	11/16/08	\$1,966.49	11/14/19	Yearly	0.60%				\$1,966.49
Jackson Memorial Fund	31509	05/20/11	\$15,777.19	05/18/20	Yearly	0.80%				\$15,777.19
Dewees Renschel House	31515	11/18/13	\$8,931.57	06/18/19	Yearly	0.90%				\$8,931.57
Law Library	30030	11/11/08	\$50,874.14	09/19/19	Monthly	0.15%			\$6.27	\$50,880.41
Civil Preparedness	30434	04/17/09	\$311,263.90	09/23/19	Monthly	0.35%			\$89.54	\$311,353.44
Totals						0.65%			\$282.66	\$588,909.10

INVESTMENT POOL - TEXPOOL

DESCRIPTION	INTEREST PAYS	INTEREST RATE	BEGINNING PRINCIPAL	CONTRIBUTION AMOUNT	WITHDRAWAL AMOUNT	MONTHLY INTEREST PAID	ENDING BOOK VALUE
449/788060001	Monthly	2.1635%	\$9,042,072.46		\$1,513,857.03	\$13,857.03	\$7,542,072.46

S CLASS - WILSON COUNTY CONSTRUCTION INTEREST & SINKING ACCOUNT

DESCRIPTION	INTEREST PAYS	INTEREST RATE	BEGINNING PRINCIPAL	CONTRIBUTION AMOUNT	WITHDRAWAL AMOUNT	MONTHLY INTEREST PAID	ENDING BOOK VALUE
TX-01-0499-0002 Int & Sinking Construct Acct	Monthly	2.20%	\$23,961.46			\$43.46	\$24,004.92

Total Investments

\$8,154,986.48

WILSON COUNTY
BROKER CD
SEPTEMBER 2019

FINANCIAL NORTHEASTERN COMPANIES
BROKER CD'S

DESCRIPTION	BEGINNING PRINCIPAL	MARKET PRICE	AMOUNT	INTEREST RATE
Securities Bought and Sold				
BMW BK NORTH AMER SALT LAKE CITY UTAH CTF DEP ACT/365 1.850% 09/27/21 B/E DTD 09/27/19 YLD 1.850 TO MAT	247,000.00	100.000	-247,000.00	
UMPQUA BK ROSEBURG ORE CTF DEP ACT/365 1.850% 03/27/20 B/E DTD 09/27/19 YLD 1.850 TO MAT	24,000.00	100.000	-24,000.00	

DESCRIPTION	BEGINNING PRINCIPAL	MARKET PRICE	MARKET VALUE	ACCRUED INTEREST	ESTIMATED ANNUAL INCOME	INTEREST RATE
AFFINITY FED CR UN BASKING RIDGE N J SH CF ACT/365 2.700% 03/20/20 B/E DTD 03/15/19	243,000.00	100.393	243,954.99	3,451.27	6,561.00	2.68%
BMW BK NORTH AMER SALT LAKE CITY UTAH CTF DEP ACT/365 1.850% 09/27/21 B/E DTD 09/27/19 YLD 1.850 TO MAT	24,000.00	100.005	24,001.20	3.65	444.00	1.84%
AMERICAN FIRST CR UN BREA CALIF SH CTF ACT/365 MONTHLY 2.550% 09/15/20 B/E DTD 03/15/19 N/C JPMORGAN CHASE BK NA COLUMBUS OHIO CTF DEP ACT/365 2.650% 03/15/21 B/E DTD 03/15/19 CLB CLB 03/15/20 @100,000	249,000.00	100.712	250,772.88	260.94	6,349.50	2.53%
BMW BK NORTH AMER SALT LAKE CITY UTAH CTF DEP ACT/365 1.850% 09/27/21 B/E DTD 09/27/19 ACT/365	246,000.00	100.436	246,890.52	267.90	6,519.00	2.64%
TOTAL INVESTMENTS	1,009,000.00	100.098	247,242.06	37.56	4,569.50	1.84%
			1,012,861.65	4,021.32	19,873.50	

TEXAS CLASS INTEREST
SEPTEMBER 2019

Date	Daily Rate (%)	YTD Yield (%)	7-Day Yield (%)	WAM Days to Reset	WAM Days to Final	Daily Dividend	Net Asset Value (NAV)
9/1/2019	2.2508	2.5235	2.248	52	84	6.17E-05	1.00014428
9/2/2019	2.2508	2.5223	2.2487	52	84	6.17E-05	1.00014428
9/3/2019	2.2451	2.5212	2.2486	52	82	6.15E-05	1.00024563
9/4/2019	2.2451	2.5201	2.2484	54	84	6.15E-05	1.000269
9/5/2019	2.2351	2.519	2.2469	54	86	6.12E-05	1.00025629
9/6/2019	2.2251	2.5178	2.2432	54	86	6.10E-05	1.00016275
9/7/2019	2.2251	2.5166	2.2396	54	86	6.10E-05	1.00016275
9/8/2019	2.2251	2.5154	2.2359	54	86	6.10E-05	1.00016275
9/9/2019	2.2251	2.5143	2.2322	55	86	6.10E-05	1.00021948
9/10/2019	2.2251	2.5131	2.2294	55	87	6.10E-05	1.00021736
9/11/2019	2.2151	2.512	2.2251	55	87	6.07E-05	1.00022341
9/12/2019	2.2051	2.5108	2.2208	55	86	6.04E-05	1.00022381
9/13/2019	2.2051	2.5096	2.218	56	87	6.04E-05	1.00016326
9/14/2019	2.2051	2.5084	2.2151	56	87	6.04E-05	1.00016326
9/15/2019	2.2051	2.5072	2.2122	56	87	6.04E-05	1.00016326
9/16/2019	2.2051	2.506	2.2094	54	84	6.04E-05	1.00017979
9/17/2019	2.3082	2.5053	2.2213	54	85	6.32E-05	1.00016779
9/18/2019	2.2173	2.5042	2.2216	54	84	6.07E-05	1.00018302
9/19/2019	2.1851	2.503	2.2187	55	85	5.99E-05	1.00019928
9/20/2019	2.1851	2.5018	2.2159	56	87	5.99E-05	1.00010827
9/21/2019	2.1851	2.5006	2.213	56	87	5.99E-05	1.00010827
9/22/2019	2.1851	2.4994	2.2101	56	87	5.99E-05	1.00010827
9/23/2019	2.1851	2.4982	2.2073	55	86	5.99E-05	1.00021962
9/24/2019	2.1751	2.497	2.1883	55	86	5.96E-05	1.00020931
9/25/2019	2.1651	2.4957	2.1808	57	83	5.93E-05	1.00018606
9/26/2019	2.1551	2.4945	2.1765	53	83	5.90E-05	1.00019509
9/27/2019	2.1468	2.4932	2.1711	53	83	5.88E-05	1.00012515
9/28/2019	2.1468	2.4919	2.1656	53	83	5.88E-05	1.00012515
9/29/2019	2.1468	2.4906	2.1601	53	83	5.88E-05	1.00012515
9/30/2019	2.1656	2.4894	2.1573	50	80	5.93E-05	1.00020786



TexPool

Daily Performance from 09-01-2019 to 09-30-2019

As of Date	Daily Net Yield (%)	Dividend Factor	7 Day Net Yield (%)	Daily Assets (\$)	NAV (\$)	Weighted Average Maturity (WAM)	Weighted Average Life (WAL)
09-01-2019	2.1624	0.000059244	2.1500	20,484,500,345.68	1.00011	38	113
09-02-2019	2.1624	0.000059244	2.1600	20,484,500,345.68	1.00011	38	113
09-03-2019	2.1638	0.000059282	2.1600	20,488,359,379.65	1.00009	35	110
09-04-2019	2.1775	0.000059658	2.1600	20,427,838,990.26	1.00010	35	110
09-05-2019	2.1784	0.000059682	2.1700	20,471,496,619.06	1.00009	34	110
09-06-2019	2.1618	0.000059227	2.1700	20,420,161,368.40	1.00010	35	111
09-07-2019	2.1618	0.000059227	2.1700	20,420,161,368.40	1.00010	35	111
09-08-2019	2.1618	0.000059227	2.1700	20,420,161,368.40	1.00010	35	111
09-09-2019	2.1299	0.000058354	2.1600	20,340,099,977.94	1.00009	34	109
09-10-2019	2.1407	0.000058648	2.1600	20,347,359,798.90	1.00007	36	110
09-11-2019	2.1470	0.000058822	2.1500	20,278,184,998.60	1.00008	36	110
09-12-2019	2.1565	0.000059082	2.1500	20,307,959,170.16	1.00006	36	111
09-13-2019	2.1626	0.000059248	2.1500	20,341,891,161.88	1.00004	37	111
09-14-2019	2.1626	0.000059248	2.1500	20,341,891,161.88	1.00004	37	111
09-15-2019	2.1626	0.000059248	2.1500	20,341,891,161.88	1.00004	37	111
09-16-2019	2.2414	0.000061408	2.1700	20,361,525,745.40	1.00003	35	108
09-17-2019	3.2992	0.000090388	2.3300	20,372,194,696.85	1.00002	37	110
09-18-2019	2.6567	0.000072787	2.4100	20,354,641,268.40	1.00002	37	110
09-19-2019	2.1279	0.000058299	2.4000	20,219,324,757.56	1.00001	38	113
09-20-2019	2.0333	0.000055707	2.3800	20,254,365,330.08	1.00002	39	114
09-21-2019	2.0333	0.000055707	2.3600	20,254,365,330.08	1.00002	39	114
09-22-2019	2.0333	0.000055707	2.3500	20,254,365,330.08	1.00002	39	114
09-23-2019	1.9982	0.000054744	2.3100	20,216,342,317.82	1.00004	37	112
09-24-2019	2.0248	0.000055473	2.1300	20,165,889,792.05	1.00004	37	112

09-25-2019	2.0334	0.000055709	2.0400	20,912,015,293.37	1.00003	36	108
09-26-2019	1.9921	0.000054579	2.0200	20,876,873,261.85	1.00002	35	108
09-27-2019	1.9675	0.000053903	2.0100	20,802,831,267.08	1.00004	36	109
09-28-2019	1.9675	0.000053903	2.0000	20,802,831,267.08	1.00004	36	109
09-29-2019	1.9675	0.000053903	1.9900	20,802,831,267.08	1.00004	36	109
09-30-2019	2.1371	0.000058552	2.0100	20,600,716,650.90	1.00007	34	107

Monthly Performance from 09-30-2019 to 09-30-2019

As of Date	Average Monthly Rate (%)	Average Monthly Dividend Factor	Average Monthly 7 Day Rate (%)	Average Monthly Balance (\$)	Weighted Average Maturity (WAM)	Weighted Average Life (WAL)	Participants
09-30-2019	2.1635	0.000059274	2.1763	20,438,919,026.42	36	111	2583

Performance quoted represents past performance which is no guarantee of future results. Investment return will vary. The value of an investment, when redeemed, may be worth more or less than the original cost. Current performance may be lower or higher than what is stated.

An investment in the Pool is not insured or guaranteed by any government or government agency. Although the manager of the Pool seeks to preserve principal, it is possible to lose money by depositing money in the Pool.

For more complete information, see the investment policy and information statement available on this website. You should consider the investment's objectives, risks, charges, and expenses carefully before investing. Information about these and other important subjects is in the investment policy and information statement which you should read carefully before investing.

Please note that daily fund prices, dividend factors and yield information (collectively, the "Pricing Information") are posted to this web page at approximately 4:00 p.m. ET and are updated each day that the New York Stock Exchange is open for regular trading. Daily gross yields and 7 day unsubsidized net yields are updated at approximately 8:30 p.m. ET. Daily fund prices, dividend factors, and yield information are subject to normal quality control, validation, and verification after such posting, and prior to 10:00 a.m. ET the next business day, remain subject to change. Taxable Money Market Fund daily dividend factors, may include short term capital gains. Please take this into consideration when using this information.

Federated Investment Counseling

Not FDIC Insured
 May Lose Value
 No Bank Guarantee

Copyright © 2019 Federated Investors, Inc.

Copyright Policy



≡

WILSON COUNTY, TEXAS
SCHEDULE OF INDEBTEDNESS
Sep-19

LEASE PURCHASES	SERIES	DATE	INTEREST	TOTAL AMOUNT	TOTAL
Precinct No. 1 Peterbilt Truck	36 of 60	9/25/2017	2.590%	\$116,266.41	\$71,556.17
Precinct No. 1 Asphalt Zipper	45 of 60	6/4/2018	3.690%	\$143,580.00	\$110,125.33
Precinct No. 2 Truck	21 of 60	5/3/2016	2.340%	\$111,696.01	\$38,691.70
Precinct No. 2 Caterpillar 12M3 Motor Grader	27 of 60	10/16/2017	4.200%	\$232,684.00	\$149,202.22
Wilson County Collection Facility Skid Steer	15 of 48	12/15/2016	2.340%	\$41,156.00	\$13,277.01
Precinct No. 3 Peterbilt Dump Truck	42 of 60	12/12/2017	2.5900%	\$116,266.11	\$83,398.56
Precinct No. 3 Water Truck	26 of 36	11/9/2018	3.8900%	\$49,000.00	\$35,956.48
Precinct No. 4 Peterbilt Dump Truck	44 of 60	4/23/2018	3.5240%	\$114,212.99	\$83,874.86
Precinct No. 4 Peterbilt Dump Truck	46 of 60	6/7/2018	3.7400%	\$114,196.57	\$89,425.19
TOTAL LEASE PURCHASES				\$1,039,058.09	\$675,507.52
BONDED DEBT					
Series 2014 Limited Tax Refunding Bond	2014	2/20/2014	2.50%	\$8,215,000.00	\$6,730,000.00
GRAND TOTAL				\$9,254,058.09	\$7,405,507.52

Jan Hartl
County Treasurer
Wilson County

AFFIDAVIT
WILSON COUNTY TREASURER'S REPORT
FOR THE MONTH OF SEPTEMBER 2019
REGULAR TERM

We, the undersigned County Commissioners and County Judge of Wilson County, have compared, and examined the report of Jan Hartl, County Treasurer of Wilson County, for the month of SEPTEMBER. Finding same correct and Article 114.026 of the Local Government Code has been complied with, we have caused an order to be entered upon the minutes of Commissioners' Court meeting stating the approval of Treasurer's report by our court. The amount of cash and other amounts in the custody of the County Treasurer, Jan Hartl, for SEPTEMBER are:


WILSON COUNTY GENERAL FUNDS	960,693.82
OTHER BANK ACCOUNTS	554,188.06
TOTAL	<u>1,514,881.88</u>

INVESTMENTS:	
CERTIFICATES OF DEPOSIT	588,909.10
TEXPOOL	7,542,072.46
TEXAS CLASS - CONSTRUCTION INTEREST & SINKING	24,004.92
FINANCIAL NORTHEASTERN SERVICES - BROKER CD'S	1,000,000.00
TOTAL	<u>9,154,986.48</u>


TOTAL	10,669,868.36
-------	---------------

COMBINED INDEBTEDNESS	7,423,058.33
-----------------------	--------------


WITNESS our hands, officially this the 25TH day of NOVEMBER 2019




County Judge




Commissioner Prec. #1




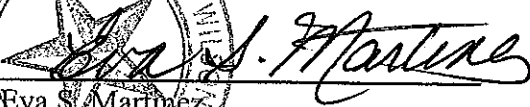
Commissioner Prec. #3



Commissioner Prec. #2



Commissioner Prec. #4

Eva S. Martinez
County Clerk, Wilson County