

March 26, 2018

*The Honorable Commissioners' Court  
Wilson County  
Floresville, TX 78114*

*Honorable Members of the Court:*

*In compliance with Article 114.026 of the Local Government Code, and also in compliance with House Bill 2459, Public Funds Investment Act, this monthly report and investment report for the month ending January 31, 2018 is submitted for your review for the recording in the minutes of the court.*

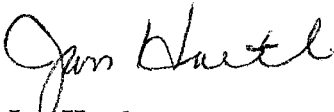
*The investments have been made in compliance with Wilson County's investment policy. It will be the objective of the county to earn the maximum rate of return allowed on its investments within policies imposed by its safety and liquidity objectives.*

*In accordance with House Bill 2459, Wilson County has diversified its portfolio. The total balance of all funds is \$15,127,295.25. Wilson County has 0.09% in Cash Management Accounts, 0.01% in Certificates of Deposits, 0.90% in Texpool, and 0.00% in Texas Class. The deposits and withdrawals of the accounts are listed on the following pages.*

*Investments are made with the intention of holding to maturity, but with the ability to liquidate should funds be needed. Total interest earned for the month ending January 31, 2018 is \$13,550.39. The average rate of return for the month being 1.09%.*

*It is an honor for me, as your County Treasurer to serve the Court and the citizens as the Certified Investment Officer for Wilson County.*

*Respectfully Submitted,*



*Jan Hartl  
Wilson County Treasurer*

ACCOUNT NUMBER AND TITLE	STARTING BALANCE	DEBIT BALANCE	CREDIT BALANCE	ENDING BALANCE
12-010-010 CASH IN BANK GENERAL FUND	2,554,783.63-	2,688,150.19	2,892,721.89	2,759,355.33-
20-010-010 CASH IN BANK LEOSE ACCT	30,053.44	0.00	0.00	30,053.44
21-010-010 R&B #1 CASH IN BANK	529,638.21	112,075.96	34,864.32	606,849.85
22-010-010 R&B #2 CASH IN BANK	510,531.37	176,758.80	71,979.83	615,310.34
23-010-010 R & B #3 CASH IN BANK	383,442.67	133,289.00	54,012.34	462,719.33
24-010-010 R&B #4 CASH IN BANK	421,340.86	189,666.54	63,416.98	547,590.42
25-010-010 TOTAL CASH IN BANK CIVIL FEES REPOR	15,338.59	6,052.40	20,515.00	875.99
26-010-010 CASH COURTHOUSE SECURITY	14,925.27	1,966.71	14,880.56	2,011.42
33-010-010 E & O CASH IN BANK	8,709.50-	245.00	0.00	8,464.50-
34-010-010 LIBRARY CASH IN BANK	266,361.53	76,895.71	43,831.67	299,425.57
36-010-010 JURY CASH IN BANK	8,187.10	80.00	3,606.00	4,661.10
37-010-010 CASH IN BANK - STATE COURT COST & F	493.25	2,444.44	493.25	2,444.44
39-010-010 SUBDIVISION CASH IN BANK	54,439.62	0.00	0.00	54,439.62
40-010-010 RECORDING FEE CASH N BANK	624,851.47	15,582.50	3,576.63	636,857.34
42-010-010 CASH CHILD ABUSE FUND	0.00	0.00	0.00	0.00
43-010-010 CASH PRETRIAL INTERV PROGRAM FUND	113,479.94	7,595.00	0.00	121,074.94
44-010-010 J.P.TECH CASH IN THE BANK	46,452.42	1,021.07	262.89	47,210.60
46-010-010 O.C. HOLDING ACCOUNT-CASH IN BANK	28,250.00	0.00	0.00	28,250.00
50-010-010 COUNTY TIF GRANT	80,145.98	0.00	0.00	80,145.98
51-010-010 FEMA 4223 DR TX BANK	79,880.04	0.00	0.00	79,880.04
52-010-010 VAWA-GRANT 3015402	28,805.37-	25,791.99	10,652.00	13,665.38-
53-010-010 VOCA GRANT 3309901 BANK ACCT	14,250.34-	9,832.74	4,437.74	8,855.34-
54-010-010 CASH IN BANK - HOT CHECK HOLDING	75.00-	448.25	448.25	75.00-
57-010-010 J.P. HOLDING ACCOUNT CASH IN BANK	4,011.17	226,341.75	146,909.66	83,443.26
59-010-010 CASH IN BANK - INMATE PH	11,935.92	939.08	0.00	12,875.00
62-010-010 CASH IN BANK-COMMUNITY ECONOMIC DEV	3,816.37	0.00	0.00	3,816.37
63-010-010 COUNTY CLERK TECH - CASH IN BANK	1,877.00	16.00	0.00	1,893.00
64-010-010 JUV CASE MGT FUND - CASH IN BANK	115.00	0.00	0.00	115.00
GROUP-TOTAL	622,943.38	3,675,193.13	3,366,609.01	931,527.50
REPORT TOTAL	622,943.38	3,675,193.13	3,366,609.01	931,527.50

SouthTrust Bank  
George West, TX

**Pledge Report by Maturity Date**  
Pledge V: WILSON COUNTY

As of 01/31/18  
Page 65

Safekeeping Receipt	SK Code	Cusip	ID #	Current Face	Original Face	Description	ASC 320	Moody / S&P	Coupon	Maturity	Book Value	Fair Value
154073194	1001	549188QY9	100912	2,000,000.00	2,000,000.00	LUBBOCK TX REF GO TAXABLE	AFS	Aa2 / Aa+	1.230	02/15/2018	2,000,000.00	1,999,320.00
154072228	1001	723002LA7	100893	1,075,000.00	1,075,000.00	PINE TREE TX ISD REF GO PSF QTBO	AFS	NR / Aa-	3.500	02/15/2018	1,076,017.23	1,075,952.61
154076433	1001	512503SF1	100954	300,000.00	300,000.00	LAKEWAY TX MUD GO QTBO	AFS	NR / Aa-	2.000	09/01/2018	301,012.24	299,978.57
160057434	1001	31294KCT7	100570	19,367.47	2,650,000.00	FHLMC E #1590	AFS	Aa2 / Aa+	5.000	02/01/2019	19,367.47	19,599.67
154073193	1001	549188QZ6	100911	1,000,000.00	1,000,000.00	LUBBOCK TX REF GO TAXABLE	AFS	Aa2 / Aa+	1.460	02/15/2019	1,000,000.00	992,900.00
154072156	1001	413938GS4	100891	390,000.00	390,000.00	HARRIS CNTY TX MUD #322 REF GO QTBO	AFS	NR / A-	2.000	05/01/2019	391,849.28	388,493.05
	1001	912828XS4	101074	2,000,000.00	2,000,000.00	U S TREASURY NOTES	AFS		1.230	05/31/2019	1,989,606.70	1,980,781.26
	1001	912828VMS5	101066	2,000,000.00	2,000,000.00	U S TREASURY NOTES	AFS		1.625	06/30/2019	2,003,191.22	1,989,687.50
	1001	912828KX5	101073	1,000,000.00	1,000,000.00	U S TREASURY NOTES	AFS		1.375	07/31/2019	995,700.57	990,507.81
	1001	912828WVW6	101067	1,000,000.00	1,000,000.00	U S TREASURY NOTES	AFS		1.625	07/31/2019	1,001,609.24	994,257.81
	1001	31281MMAAG8	100515	14,243.46	1,425,000.00	FHLMC G #18006	AFS		5.500	08/01/2019	14,209.65	14,537.88
160045840	1001	016176FC8	100692	285,000.00	285,000.00	ALICE TX WTR AUTH REF GO AGM QTBO	AFS	A1 / Aa	5.000	08/15/2019	293,499.38	297,725.94
160068232	1001	076563GV1	100818	500,000.00	500,000.00	BEE CNTY TX REF GO AGM QTBO	AFS	A2 / Aa	3.000	08/15/2019	509,807.92	508,786.04
160077024	1001	775830NDD0	100986	315,000.00	315,000.00	ROMA TX ISD REF CABS GO PSF QTBO	AFS	Aaa / NR	0.000	08/15/2019	307,508.74	305,380.62
237002020	1001	912828D80	101068	2,000,000.00	2,000,000.00	U S TREASURY NOTES	AFS		1.625	08/31/2019	2,003,243.24	1,987,265.62
160083489	1001	106050KX5	100877	595,000.00	595,000.00	BRAZORIA CNTY TX MUD #6 REF GO QTBO	AFS	NR / A	2.500	09/01/2019	604,870.03	596,338.74
	1001	912828F39	101069	2,000,000.00	2,000,000.00	U S TREASURY NOTES	AFS		1.750	09/30/2019	2,007,074.35	1,990,312.50
	1001	912828R82	101070	1,000,000.00	1,000,000.00	U S TREASURY NOTES	AFS		1.500	10/31/2019	999,178.57	990,351.56
	1001	912828L32	101071	2,000,000.00	2,000,000.00	U S TREASURY NOTES	AFS		1.000	11/01/2019	1,980,778.30	1,962,656.26
160091286	1001	34681LHDD3	100985	250,000.00	250,000.00	FORT BEND CNTY TX MUD #119 REF GO AG1	AFS	A2 / Aa	2.500	09/01/2020	253,946.81	252,131.46
160072529	1001	31397CC22	100721	202,301.80	2,000,000.00	FN11 17-CJ MTHLY-25TH	AFS		2.750	03/25/2021	202,711.76	202,148.43
237003937	1001	41421CGH4	100998	240,000.00	240,000.00	HARRIS CNTY TX MUD #106 REF GO AGM Q	AFS	NR / Aa	3.500	09/01/2021	248,731.62	247,120.99
160074915	1001	3136ADP35	100758	163,827.04	1,000,000.00	FN12 17-CJ MTHLY-25TH	AFS		1.500	09/25/2021	163,583.43	160,832.73
154066019	1001	31343KXS8	100820	84,649.02	2,800,000.00	FNMA #255160	AFS		2.060	01/15/2022	85,420.94	83,458.64
160059301	1001	31371LMD9	100585	103,439.67	2,000,000.00	FNMA #A55487	AFS		3.500	03/01/2024	105,255.29	110,292.55
160070470	1001	31419CCZ5	100704	242,103.06	1,000,000.00	FN12 17-CJ MTHLY-25TH	AFS		3.500	10/01/2025	246,281.59	249,063.52
160070590	1001	3138A2CF4	100700	166,915.19	1,000,000.00	FNMA #AHO969	AFS		3.500	12/01/2025	167,520.73	171,714.00
160070471	1001	31412RLX3	100703	297,271.40	2,000,000.00	FNMA #932842	AFS		3.500	12/01/2025	300,968.43	305,817.95
160075974	1001	3137AFXP2	100785	235,008.28	1,000,000.00	FHLMC 3941-BE MTHLY-15TH	AFS		2.000	03/15/2026	235,988.63	239,972.65
154064238	1001	3137AGFBH2	100793	224,142.25	1,000,000.00	FHLMC 3945-BJ MTHLY-15TH	AFS		2.000	03/15/2026	220,531.03	229,922.65
154064655	1001	3137AGFBH2	100793	224,142.25	1,000,000.00	FHLMC 3939-EB MTHLY-15TH	AFS		1.750	03/15/2026	220,531.03	215,469.18
154064655	1001	3137AGFBH2	100793	224,142.25	1,000,000.00	FHLMC 3936-KC MTHLY-15TH	AFS		1.500	03/15/2026	198,562.78	194,241.21
154066433	1001	3137AEGR4	100759	163,182.64	1,000,000.00	FHLMC 3917-AB MTHLY-15TH	AFS		1.750	07/15/2026	163,555.86	159,394.11
154066433	1001	3137AEGR4	100759	163,182.64	1,000,000.00	FHLMC 3917-AB MTHLY-15TH	AFS		2.000	11/15/2026	279,393.14	270,975.36
154067353	1001	3137AFPN5	100830	350,279.84	1,000,000.00	FHR 3998-KG MTHLY-15TH	AFS		2.000	01/15/2027	352,472.72	341,040.67
154066456	1001	3137ALSN0	100817	282,971.08	1,000,000.00	FHLMC 3996-BA MTHLY-15TH	AFS		1.500	02/15/2027	282,864.59	272,248.97
154066895	1001	3136ASTK2	100827	250,067.44	1,000,000.00	FN12 33-CD MTHLY-25TH	AFS		2.000	03/25/2027	250,920.37	243,420.70

Note: Refer to the U.S. Government and Agency Ratings report for ratings on treasury, agency and pass thru securities.



(210) 224-5492  
(210) 224-8787

9601 McAllister Freeway Suite 301, San Antonio, Texas 78216-4633

**II. Pledge & Safekeeping Reports**

SouthTrust Bank  
George West, TX

### Pledge Report by Maturity Date

Pledge V: WILSON COUNTY

As of 01/31/18  
Page 66

Receipt #	SK Code	Cusip	ID #	Current Face	Original Face	Description	ASC	Moody / S&P	Coupon	Maturity	Book Value	Fair Value
160078781	1001	3136A6AA2	100831	322,725.01	1,000,000.00	FNR 2012 52-DA MTHLY-25TH	AFS	2.000	0.525	12/02/27	322,973.85	313,167.91
154068210	1001	3137ABEY8	100835	317,553.51	1,000,000.00	FHR 4066-MG MTHLY-15TH	AFS	1.500	0.615	12/02/27	316,451.24	304,711.80
160088054	1001	3138MBH10	100848	1,034,862.20	2,500,000.00	FNMA #AP4742	AFS	2.500	0.801	12/02/27	1,043,424.90	1,026,130.55
154073464	1001	3137AVPA0	100848	740,221.64	2,000,000.00	FHR 4120-NC MTHLY-15TH	AFS	1.500	1.011	5/12/27	743,816.68	709,919.07
154063838	1001	3137AWUC6	100914	419,526.03	1,000,000.00	FHR 4145-LC MTHLY-15TH	AFS	1.500	1.201	5/12/27	420,545.12	399,947.23
154071957	1001	3136AABF8	100849	473,122.65	1,000,000.00	FNR 2012 129-GD MTHLY-25TH	AFS	1.500	1.225	12/02/27	473,809.29	449,706.59
160084831	1001	3136ABUZ4	100870	440,190.43	1,000,000.00	FNR 2013 7-AD MTHLY-25TH	AFS	1.500	0.225	12/02/28	442,258.07	418,713.26
154063838	1001	3136ADEN5	100900	405,732.73	1,000,000.00	FNR 2013 36-JC MTHLY-25TH	AFS	1.250	0.425	12/02/28	405,561.91	384,405.08
		3137AFGL0	100770	361,542.93	1,000,000.00	FHLMC 3925-LD MTHLY-15TH	AFS	2.500	0.115	5/12/04	363,924.87	354,711.77
Items 46				27,972,939.14	56,325,000.00				1.804		28,028,140.52	27,686,273.30

\*=Pre-refunded N=New Purchase S=Sold C=Called M=Matured O=Paid Off D=In Default C=Sunken T=Put  
Note: Refer to the U.S. Government and Agency Ratings report for ratings on treasury, agency and pass thru securities.



## II. Pledge & Safekeeping Reports

ACCOUNT NUMBER AND TITLE	STARTING BALANCE	DEBIT BALANCE	CREDIT BALANCE	ENDING BALANCE
65-010-165 COUNTY SEIZURE HOLD CASH IN BANK	62,283.20	0.00	0.00	62,283.20
GROUP-TOTAL	62,283.20	0.00	0.00	62,283.20
67-010-167 CASH IN BANK - BOND I & S	338,904.65	127,147.19	466,175.00	123.16-
GROUP-TOTAL	338,904.65	127,147.19	466,175.00	123.16-
72-010-172 FEDERAL SEIZURE CASH IN BANK	498.41	0.00	0.00	498.41
GROUP-TOTAL	498.41	0.00	0.00	498.41
76-010-176 CASH IN BANK CREDIT CARD CLEARING	85,842.71	65,860.39	45,362.44	106,340.66
GROUP-TOTAL	85,842.71	65,860.39	45,362.44	106,340.66
86-010-186 WOODVALLEY ACRES CASH IN BANK I&S	42,567.50	23,680.32	0.00	66,247.82
GROUP-TOTAL	42,567.50	23,680.32	0.00	66,247.82
90-010-190 4TH COURT OF APPEALS CASH IN BANK	694.80	240.00	0.00	934.80
GROUP-TOTAL	694.80	240.00	0.00	934.80
93-010-193 ST TAX ACCT CASH IN BANK	74,445.49	26,311.73	81,821.80	18,935.42
GROUP-TOTAL	74,445.49	26,311.73	81,821.80	18,935.42
95-010-195 LAW LIBRARY CASH IN BANK	50,614.43	1,300.00	4,431.07	47,483.36
GROUP-TOTAL	50,614.43	1,300.00	4,431.07	47,483.36
96-010-196 CO ATTY ACCT CASH IN BANK	33,648.00	45.00	584.71	33,108.29
GROUP-TOTAL	33,648.00	45.00	584.71	33,108.29
97-010-197 CIVIL PREPAR CASH IN BANK	108,135.15	3,925.00	0.00	112,060.15
GROUP-TOTAL	108,135.15	3,925.00	0.00	112,060.15
REPORT TOTAL	797,634.34	248,509.63	598,375.02	447,768.95

ACCOUNT NUMBER AND TITLE	STARTING BALANCE	DEBIT BALANCE	CREDIT BALANCE	ENDING BALANCE
12-025-075 TEXPOOL INVESTMENTS	12,042,072.46	1,500,000.00	0.00	13,542,072.46
GROUP-TOTAL	12,042,072.46	1,500,000.00	0.00	13,542,072.46
12-025-090 INVESTMENT IN CD #30668	200,000.00	0.00	0.00	200,000.00
GROUP-TOTAL	200,000.00	0.00	0.00	200,000.00
65-010-075 COUNTY SEIZURE CD #30311	1,947.94	0.00	0.00	1,947.94
GROUP-TOTAL	1,947.94	0.00	0.00	1,947.94
67-010-075 CASH IN BANK - TEXAS CLASS	48,503.30	63.95	0.00	48,567.25
GROUP-TOTAL	48,503.30	63.95	0.00	48,567.25
80-010-075 JACKSON MEM PARK CD #30461	15,605.06	0.00	0.00	15,605.06
GROUP-TOTAL	15,605.06	0.00	0.00	15,605.06
88-010-076 DEWEES REM HOUSE CD #31515	8,834.13	0.00	0.00	8,834.13
GROUP-TOTAL	8,834.13	0.00	0.00	8,834.13
95-010-075 LAW LIBRARY CD #30030	50,748.85	6.26	0.00	50,755.11
GROUP-TOTAL	50,748.85	6.26	0.00	50,755.11
97-010-075 CIVIL PREPARENESS CD #30434	310,165.86	50.99	0.00	310,216.85
GROUP-TOTAL	310,165.86	50.99	0.00	310,216.85
REPORT TOTAL	12,677,877.60	1,500,121.20	0.00	14,177,998.80

Wilson County  
Investment Type CD  
JANUARY 2018

CERTIFICATES OF DEPOSIT

DESCRIPTION	CD #	ORIGINATION DATE	ORIGINATION AMOUNT	MATURITY DATE	INTEREST PAYS	INTEREST RATE	CONTRIBUTION AMOUNT	WITHDRAWAL AMOUNT	INTEREST PAID	ENDING BOOK BALANCE
General Funds	30668	08/11/10	\$200,000.00	12/04/17	Monthly	0.55%		\$90.41	\$90.41	\$200,000.00
Sheriff Seizure Acct	30311	11/16/08	\$1,947.94	11/14/17	Yearly	0.45%				\$1,947.94
Jackson Memorial Fund	31509	05/20/11	\$15,605.06	05/18/18	Yearly	0.50%				\$15,605.06
Dewees Remscheid House	31515	11/18/13	\$8,834.13	06/12/18	Yearly	0.45%				\$8,834.13
Law Library	30030	11/11/08	\$50,748.85	01/23/18	Monthly	0.15%			\$6.26	\$50,755.11
Civil Preparedness	30434	04/17/09	\$310,165.86	01/30/18	Monthly	0.20%			\$50.99	\$310,216.85
Totals			\$587,301.84			0.38%			\$147.66	\$587,359.09

INVESTMENT POOL - TEXPOOL

DESCRIPTION	INTEREST PAYS	INTEREST RATE	BEGINNING PRINCIPAL	CONTRIBUTION AMOUNT	WITHDRAWAL AMOUNT	MONTHLY INTEREST PAID	ENDING BOOK VALUE
449/7880600001	Monthly	1.2803%	\$12,042,072.46	\$1,500,000.00	\$13,338.78	\$13,338.78	\$13,542,072.46

S CLASS - WILSON COUNTY COUNSTRUCTION INTEREST & SINKING ACCOUNT

DESCRIPTION	INTEREST PAYS	INTEREST RATE	BEGINNING PRINCIPAL	CONTRIBUTION AMOUNT	WITHDRAWAL AMOUNT	MONTHLY INTEREST PAID	ENDING BOOK VALUE
TX-01-0499-0002 Int & Sinking Construct Acct	Monthly	1.56%	\$48,503.30			\$63.95	\$48,567.25

Total Investments

\$14,177,998.80



# Daily Rates

January 2018

## TXCLASS

Date	Dividend Rate	Daily Yield
01-Jan-18	0.000040653	1.49%
02-Jan-18	0.000040611	1.49%
03-Jan-18	0.000041296	1.51%
04-Jan-18	0.000041569	1.52%
05-Jan-18	0.000041789	1.53%
06-Jan-18	0.000041789	1.53%
07-Jan-18	0.000041789	1.53%
08-Jan-18	0.000042273	1.55%
09-Jan-18	0.000042239	1.55%
10-Jan-18	0.000042325	1.55%
11-Jan-18	0.000042589	1.56%
12-Jan-18	0.000042571	1.56%
13-Jan-18	0.000042571	1.56%
14-Jan-18	0.000042571	1.56%
15-Jan-18	0.000042571	1.56%
16-Jan-18	0.000042837	1.57%
17-Jan-18	0.000042916	1.57%
18-Jan-18	0.000042938	1.57%
19-Jan-18	0.000042937	1.57%
20-Jan-18	0.000042937	1.57%
21-Jan-18	0.000042937	1.57%
22-Jan-18	0.000042911	1.57%
23-Jan-18	0.000043000	1.57%
24-Jan-18	0.000043016	1.57%
25-Jan-18	0.000043027	1.57%
26-Jan-18	0.000043214	1.58%
27-Jan-18	0.000043214	1.58%
28-Jan-18	0.000043214	1.58%
29-Jan-18	0.000043207	1.58%
30-Jan-18	0.000043153	1.58%
31-Jan-18	0.000043427	1.59%





Print

## TexPool

### Daily Performance from 01-01-2018 to 01-31-2018

As of Date	Daily Net Yield (%)	Dividend Factor	7 Day Net Yield (%)	Daily Assets (\$)	NAV (\$)	Weighted Average Maturity (WAM)	Weighted Average Life (WAL)
01-01-2018	1.2803	0.000035078	1.2700	17,530,157,281.00	0.99992	33	89
01-02-2018	1.2645	0.000034644	1.2800	18,021,522,525.02	0.99990	29	84
01-03-2018	1.2793	0.000035049	1.2800	18,309,498,310.14	0.99990	30	85
01-04-2018	1.2837	0.000035171	1.2800	18,403,466,730.02	0.99990	30	84
01-05-2018	1.2832	0.000035157	1.2800	18,611,644,481.87	0.99991	31	89
01-06-2018	1.2832	0.000035157	1.2800	18,611,644,481.87	0.99991	31	89
01-07-2018	1.2832	0.000035157	1.2800	18,611,644,481.87	0.99991	31	89
01-08-2018	1.2770	0.000034985	1.2800	18,755,265,112.36	0.99991	28	86
01-09-2018	1.2778	0.000035007	1.2800	18,812,904,270.94	0.99991	27	85
01-10-2018	1.2771	0.000034989	1.2800	18,922,621,827.36	0.99991	27	84
01-11-2018	1.2828	0.000035144	1.2800	18,881,443,261.23	0.99991	28	86
01-12-2018	1.2903	0.000035351	1.2800	19,123,608,473.94	0.99992	28	86
01-13-2018	1.2903	0.000035351	1.2800	19,123,608,473.94	0.99992	28	86
01-14-2018	1.2903	0.000035351	1.2800	19,123,608,473.94	0.99992	28	86
01-15-2018	1.2903	0.000035351	1.2900	19,123,608,473.94	0.99992	28	86
01-16-2018	1.3101	0.000035892	1.2900	19,202,975,837.72	0.99991	29	81
01-17-2018	1.3111	0.000035921	1.3000	19,340,442,997.89	0.99992	31	86
01-18-2018	1.3055	0.000035767	1.3000	19,568,752,092.55	0.99992	32	92
01-19-2018	1.3097	0.000035881	1.3000	19,776,523,182.25	0.99992	33	96
01-20-2018	1.3097	0.000035881	1.3000	19,776,523,182.25	0.99992	33	96
01-21-2018	1.3097	0.000035881	1.3100	19,776,523,182.25	0.99992	33	96
01-22-2018	1.3048	0.000035749	1.3100	19,900,685,275.28	0.99992	31	94
01-23-2018	1.3115	0.000035932	1.3100	19,930,477,932.46	0.99991	30	92
01-24-2018	1.3179	0.000036107	1.3100	20,167,489,360.85	0.99992	30	92

01-25-2018	1.3176	0.000036098	1.3100	20,309,884,877.66	0.99993	30	90
01-26-2018	1.3191	0.000036141	1.3100	20,447,713,165.55	0.99993	31	90
01-27-2018	1.3191	0.000036141	1.3100	20,447,713,165.55	0.99993	31	90
01-28-2018	1.3191	0.000036141	1.3200	20,447,713,165.55	0.99993	31	90
01-29-2018	1.3191	0.000036139	1.3200	20,647,964,724.16	0.99993	28	87
01-30-2018	1.3208	0.000036185	1.3200	21,079,700,348.63	0.99993	27	85
01-31-2018	1.3270	0.000036357	1.3200	21,138,118,125.66	0.99994	26	84

**Monthly Performance from 12-31-2017 to 02-28-2018**

As of Date	Average Monthly Rate (%)	Average Monthly Dividend Factor	Average Monthly 7 Day Rate (%)	Average Monthly Balance (\$)	Weighted Average Maturity (WAM)	Weighted Average Life (WAL)	Participants
12-31-2017	1.1764	0.000032231	1.1571	16,261,615,415.51	33	93	2445
01-31-2018	1.2989	0.000035586	1.2948	19,416,949,912.12	30	88	2448
02-28-2018	1.3438	0.000036815	1.3386	21,487,193,103.71	26	82	2455

**Previous Performance Data**

Daily Performance Data January 1997 - April 2002 (PDF)

Monthly Performance Data January 1990 - March 2002 (PDF)

Performance quoted represents past performance which is no guarantee of future results. Investment return will vary. The value of an investment, when redeemed, may be worth more or less than the original cost. Current performance may be lower or higher than what is stated.

An investment in the Pool is not insured or guaranteed by any government or government agency. Although the manager of the Pool seeks to preserve principal, it is possible to lose money by depositing money in the Pool.

For more complete information, see the investment policy and information statement available on this website. You should consider the investment's objectives, risks, charges, and expenses carefully before investing. Information about these and other important subjects is in the investment policy and information statement which you should read carefully before investing.

Please note that daily fund prices, dividend factors and yield information (collectively, the "Pricing Information") are posted to this web page at approximately 4:00 p.m. ET and are updated each day that the New York Stock Exchange is open for regular trading. Daily gross yields and 7 day unsubsidized net yields are updated at approximately 8:30 p.m. ET. Daily fund prices, dividend factors, and yield information are subject to normal quality control, validation, and verification after such posting, and prior to 10:00 a.m. ET the next business day, remain subject to change. Taxable Money Market Fund daily dividend factors, may include short term capital gains. Please take this into consideration when using this information.

Federated Investment Counseling

Not FDIC Insured

May Lose Value

No Bank Guarantee

Copyright © 2018 Federated Investors, Inc.

WILSON COUNTY, TEXAS  
SCHEDULE OF INDEBTEDNESS  
Jan-18

ROAD & BRIDGE WARRANTS 9/30/2005	SERIES UNPAID	DATE ISSUED	INTEREST RATE	TOTAL AMOUNT ORIGINAL ISSUE	TOTAL OUTSTANDING
Wood Valley	2 of 15	7/15/2004	5.25%	\$719,346.20	\$140,688.98
<b>TOTAL WARRANTS</b>				\$719,346.20	\$140,688.98
<b>LEASE PURCHASES</b>					
Precinct No. 1 John Deere Tractor	39 of 60	7/14/2015	0.000%	\$74,590.24	\$35,886.72
Precinct No. 1 Peterbilt Truck	56 of 60	9/25/2017	2.590%	\$116,266.41	\$108,974.42
Precinct No. 2 Truck	41 of 60	5/3/2016	2.340%	\$111,696.01	\$75,904.87
Precinct No. 2 Caterpillar 12M3 Motor Grader	47 Of 60	10/16/2017	4.200%	\$232,684.00	\$222,171.73
Wilson County Collection Facility Skid Steer	35 of 48	12/15/2016	2.340%	\$41,156.00	\$30,386.82
Precinct No. 3 Volvo Roller	26 of 60	12/5/2014	2.3500%	\$50,219.00	\$22,487.02
Precinct No. 3 Volvo Pneumatic Roller	26 of 60	12/5/2014	2.3500%	\$64,869.00	\$29,046.98
Precinct No. 3 Volvo Backhoe	17 of 60	6/19/2014	2.3500%	\$93,242.00	\$27,538.97
Precinct No. 4 Volvo Motor Grader	18 of 60	6/17/2014	2.3500%	\$130,056.00	\$38,411.96
Precinct No. 4 Caterpillar Backhoe Loader	51 of 60	3/2/2017	3.2001%	\$75,101.00	\$62,215.60
<b>TOTAL LEASE PURCHASES</b>				\$989,879.66	\$653,025.09
<b>BONDED DEBT</b>					
Series 2014 Limited Tax Refunding Bond	2014	2/20/2014	2.00%	\$8,215,000.00	\$7,405,000.00
<b>GRAND TOTAL</b>				\$9,064,402.20	\$8,198,714.07

Jan Hartl  
County Treasurer  
Wilson County

AFFIDAVIT  
WILSON COUNTY TREASURER'S REPORT  
FOR THE MONTH OF JANUARY 2018  
REGULAR TERM

We, the undersigned County Commissioners and County Judge of Wilson County, have compared, and examined the report of Jan Hartl, County Treasurer of Wilson County, for the month of JANUARY. Finding same correct and Article 114.026 of the Local Government Code has been complied with, we have caused an order to be entered upon the minutes of Commissioners' Court meeting stating the approval of Treasurer's report by our court. The amount of cash and other amounts in the custody of the County Treasurer, Jan Hartl, for JANUARY are:


WILSON COUNTY GENERAL FUNDS	931,527.50
OTHER BANK ACCOUNTS	<u>447,768.95</u>
TOTAL	1,379,296.45


INVESTMENTS:	
CERTIFICATES OF DEPOSIT	157,359.09
TEXPOOL	13,542,072.46
TEXAS CLASS - CONSTRUCTION INTEREST & SINKING	<u>48,567.25</u>
TOTAL	13,747,998.80


TOTAL	15,127,295.25
-------	---------------


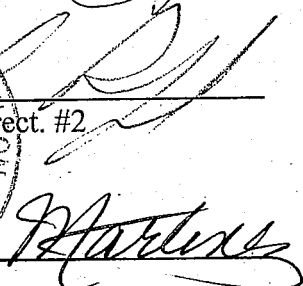
COMBINED INDEBTEDNESS	8,198,714.07
-----------------------	--------------


WITNESS our hands, officially this the 26TH day of MARCH 2018

  
\_\_\_\_\_  
County Judge

  
\_\_\_\_\_  
Commissioner Prec. #1

  
\_\_\_\_\_  
Commissioner Prec. #3

  
  
\_\_\_\_\_  
Eva S. Martinez  
County Clerk, Wilson County

  
\_\_\_\_\_  
Commissioner Prec. #4