

August 14, 2017

*The Honorable Commissioners' Court  
Wilson County  
Floresville, TX 78114*

*Honorable Members of the Court:*

*In compliance with Article 114.026 of the Local Government Code, and also in compliance with House Bill 2459, Public Funds Investment Act, this monthly report and investment report for the month ending June 30, 2017 is submitted for your review for the recording in the minutes of the court.*


*The investments have been made in compliance with Wilson County's investment policy. It will be the objective of the county to earn the maximum rate of return allowed on its investments within policies imposed by its safety and liquidity objectives.*

*In accordance with House Bill 2459, Wilson County has diversified its portfolio. The total balance of all funds is \$12,254,264.29. Wilson County has 0.04% in Cash Management Accounts, 0.04% in Certificates of Deposits, 0.91% in Texpool, and 0.00% in Texas Class. The deposits and withdrawals of the accounts are listed on the following pages.*

*Investments are made with the intention of holding to maturity, but with the ability to liquidate should funds be needed. Total interest earned for the month ending June 30, 2017 is \$8,384.50. The average rate of return for the month being 0.79%.*

*It is an honor for me, as your County Treasurer to serve the Court and the citizens as the Certified Investment Officer for Wilson County.*

*Respectfully Submitted,*



*Jan Hartl*

*Wilson County Treasurer*

ACCOUNT NUMBER AND TITLE	STARTING BALANCE	DEBIT BALANCE	CREDIT BALANCE	ENDING BALANCE
12-010-010 CASH IN BANK GENERAL FUND	2,889,429.33-	539,037.34	969,145.80	3,319,537.79-
20-010-010 CASH IN BANK LEASE ACCT	30,103.44	0.00	0.00	30,103.44
21-010-010 R&B #1 CASH IN BANK	587,709.42	17,284.88	36,088.64	568,905.66
22-010-010 R&B #2 CASH IN BANK	518,366.37	27,410.74	58,822.84	486,954.27
23-010-010 R & B #3 CASH IN BANK	300,459.23	21,062.06	66,026.55	255,494.74
24-010-010 R&B #4 CASH IN BANK	514,627.35	25,983.37	113,790.58	426,820.14
25-010-010 TOTAL CASH IN BANK CIVIL FEES REPOR	7,466.39	7,855.38	180.00	15,141.77
26-010-010 CASH COURTHOUSE SECURITY	43,193.64-	2,958.55	14,492.54	54,727.63-
33-010-010 E & O CASH IN BANK	5,813.50-	350.00	0.00	5,463.50-
34-010-010 LIBRARY CASH IN BANK	277,643.40	11,108.92	37,709.25	251,043.07
36-010-010 JURY CASH IN BANK	2,794.93	2,050.00	1,322.00	3,522.93
37-010-010 CASH IN BANK - STATE COURT COST & F	1,690.99	1,328.50	1,690.99	1,328.50
39-010-010 SUBDIVISION CASH IN BANK	49,472.12	200.00	1,160.00	48,512.12
40-010-010 RECORDING FEE CASH N BANK	756,949.30	19,440.00	4,628.77	771,760.53
42-010-010 CASH CHILD ABUSE FUND	0.00	0.00	0.00	0.00
43-010-010 CASH PRETRIAL INTERV PROGRAM FUND	40,237.98	11,101.50	593.84	50,745.64
44-010-010 J.P.TECH CASH IN THE BANK	51,804.92	1,748.94	518.78	53,035.08
46-010-010 O.C. HOLDING ACCOUNT-CASH IN BANK	28,250.00	0.00	0.00	28,250.00
50-010-010 COUNTY TIF GRANT	28,466.50	0.00	0.00	28,466.50
51-010-010 FEMA 4223 DR TX BANK	233,353.38	0.00	0.00	233,353.38
52-010-010 VAWA-GRANT 3015402	0.00	0.00	0.00	0.00
53-010-010 VAWA GRANT 3309901 BANK ACCT	0.00	0.00	0.00	0.00
54-010-010 CASH IN BANK - HOT CHECK HOLDING	15.00	1,490.53	1,490.53	15.00
57-010-010 J.P. HOLDING ACCOUNT CASH IN BANK	153,718.81	156,309.49	232,190.29	77,838.01
59-010-010 CASH IN BANK - INMATE PH	6,971.45	1,660.66	0.00	8,632.11
62-010-010 CASH IN BANK-COMMUNITY ECONOMIC DEV	3,816.37	0.00	0.00	3,816.37
63-010-010 COUNTY CLERK TECH - CASH IN BANK	1,692.00	23.00	0.00	1,715.00
64-010-010 JUV CASE MGT FUND - CASH IN BANK	110.00	0.00	0.00	110.00
GROUP-TOTAL	657,282.88	848,403.86	1,539,851.40	34,164.66-
REPORT TOTAL	657,282.88	848,403.86	1,539,851.40	34,164.66-

**Pledge Report by Maturity Date**  
Pledge: V. WILSON COUNTY

SK	SK	Code	Cusip	ID #	Current Face	Original Face	Description	ASC	Moody/ S&P	Coupon	Maturity	Book Value	Fair Value
154073194	1001	549188QY9	100912	2,000,000.00	2,000,000.00	LUBBOCK TX REF GO TAXABLE	AFS	Aa2 / AA+	1.230	02/15/2018	2,000,000.00	1,995,840.00	
154072238	1001	723002LA7	100893	1,075,000.00	1,075,000.00	PINE TREE TX ISD REF GO PSF QTEO	AFS	NR / AA-	3.500	02/15/2018	1,091,275.73	1,092,156.44	
154076433	1001	512503SF1	100954	300,000.00	300,000.00	LAKELAND TX MUD GO QTEO	AFS	NR / AA-	2.000	09/01/2018	302,024.47	301,607.65	
160057434	1001	31294KXT7	100570	37,253.83	37,253.83	FHLMC E #1590	AFS	NR / AA-	5.000	09/01/2019	37,068.67	37,548.81	
154073193	1001	549188QZ6	100911	1,000,000.00	1,000,000.00	LUBBOCK TX REF GO TAXABLE	AFS	Aa2 / AA+	1.460	02/15/2019	1,000,000.00	995,160.00	
154072156	1001	413938CS4	100891	390,000.00	390,000.00	HARRIS CNTY TX MUD #322 REF GO QTEO	AFS	NR / A-	2.000	03/01/2019	392,712.28	391,797.72	
160045840	1001	3128MMAG8	100515	22,624.17	22,624.17	FHLMC G #18006	AFS	NR / A-	5.500	08/01/2019	22,553.97	23,345.92	
160069832	1001	016176RC8	100692	285,000.00	285,000.00	ALICE TX WTR AUTH REF GO AGM QTEO	AFS	A1 / AA	5.000	08/15/2019	296,721.16	306,039.80	
160077024	1001	076563GV1	100818	500,000.00	500,000.00	BEE CNTY TX REF GO AGM QTEO	AFS	A2 / AA	3.000	08/15/2019	513,525.70	518,305.77	
237002020	1001	775830ND0	100986	315,000.00	315,000.00	ROMA TX ISD REF CABS GO PSF QTEO	AFS	Aaa / NR	0.000	08/15/2019	304,715.88	305,795.99	
160083489	1001	106050KS5	100877	595,000.00	595,000.00	BRAZORIA CNTY TX MUD #6 REF GO QTEO	AFS	NR / A	2.500	09/01/2019	608,506.35	604,065.62	
160091286	1001	34681LHD3	100985	230,000.00	230,000.00	FORT BEND CNTY TX MUD #19 REF GO AGI AFS	AFS	A2 / AA	2.500	09/01/2020	254,838.05	256,608.85	
160072529	1001	31397QC22	100721	279,831.40	279,831.40	FN11 17-CJ MTHLY-25TH	AFS	NR / AA	2.750	03/25/2021	280,500.63	281,930.20	
237003937	1001	41421QGH4	100998	240,000.00	240,000.00	HARRIS CNTY TX MUD #106 REF GO AGM Q AFS	AFS	NR / AA	3.500	09/01/2021	250,703.27	251,906.87	
160074915	1001	3136ADP35	100758	209,084.55	209,084.55	FNR 2011 86-DB MTHLY-25TH	AFS	NR / AA	1.500	09/25/2021	208,724.49	206,897.81	
154066019	1001	313433KS8	100820	99,223.01	99,223.01	MLAN 2012 1-A10 MTHLY-15TH (FHLMC ISSU AFS	AFS	NR / AA	2.060	01/15/2022	100,197.51	98,447.83	
160070590	1001	313711MH9	100585	123,323.59	123,323.59	FNNMA #255160	AFS	NR / AA	5.500	03/01/2022	125,628.84	131,493.78	
160070470	1001	31419GCZ5	100704	284,218.10	284,218.10	FNNMA #AE5487	AFS	NR / AA	3.500	10/01/2025	289,345.85	297,452.01	
160070590	1001	3138A2CF4	100700	192,082.37	192,082.37	FNNMA #AH0969	AFS	NR / AA	3.500	12/01/2025	192,811.73	201,026.21	
160070471	1001	31412RLX3	100703	69,347.88	69,347.88	FNNMA #932842	AFS	NR / AA	3.500	12/01/2025	70,238.99	72,576.89	
160075974	1001	3137AFXP2	100785	94,373.78	94,373.78	FHLMC 3941-BE MTHLY-15TH	AFS	NR / AA	2.000	03/15/2026	94,813.36	93,849.83	
160076666	1001	3137AGBH2	100793	96,500.78	96,500.78	FHLMC 3945-BJ MTHLY-15TH	AFS	NR / AA	2.000	03/15/2026	96,990.48	95,969.79	
154064238	1001	3137AGF54	100778	81,851.43	81,851.43	FHLMC 3939-EB MTHLY-15TH	AFS	NR / AA	1.750	03/15/2026	81,839.88	80,946.77	
154064655	1001	3137AH4V7	100790	241,433.61	241,433.61	FHLMC 3936-KC MTHLY-15TH	AFS	NR / AA	1.500	03/15/2026	240,563.04	238,002.73	
154063182	1001	3137AECF4	100759	46,912.97	46,912.97	FHLMC 3917-AB MTHLY-15TH	AFS	NR / AA	1.750	07/15/2026	47,029.89	46,425.50	
154066643	1001	3137ALHM4	100823	317,429.94	317,429.94	FHR 3998-KG MTHLY-15TH	AFS	NR / AA	2.000	11/15/2026	319,252.27	314,359.12	
154067353	1001	3137AFPN5	100830	407,797.60	407,797.60	FHR 4029-LA MTHLY-15TH	AFS	NR / AA	2.000	01/15/2027	410,549.36	403,480.36	
154066456	1001	3137ALSN0	100817	322,861.69	322,861.69	FHLMC 3996-BA MTHLY-15TH	AFS	NR / AA	1.500	02/15/2027	322,732.90	315,331.84	
154066895	1001	3136ASTK2	100827	287,315.43	287,315.43	FNR 12 33-CD MTHLY-25TH	AFS	NR / AA	2.000	03/25/2027	288,361.86	284,290.27	
160078781	1001	3136A6A2	100831	363,136.71	363,136.71	FNR 2012 52-DA MTHLY-25TH	AFS	NR / AA	2.000	05/25/2027	364,623.59	358,657.61	
154068210	1001	3137AREY8	100835	377,106.73	377,106.73	FHR 4066-MG MTHLY-15TH	AFS	NR / AA	1.500	06/15/2027	375,709.37	368,065.76	
160088054	1001	3138W8HU0	100948	1,161,560.60	1,161,560.60	FNNMA #AP4742	AFS	NR / AA	2.500	08/01/2027	1,171,583.12	1,173,902.18	
154073464	1001	3137AVFA0	100848	828,490.66	828,490.66	FHR 4120-NC MTHLY-15TH	AFS	NR / AA	1.500	10/15/2027	832,747.51	807,784.56	
154063858	1001	3137AWUQ6	100914	478,599.87	478,599.87	FHR 4145-LC MTHLY-15TH	AFS	NR / AA	1.500	12/15/2027	479,816.38	464,092.47	
154071957	1001	3136AAEF8	100849	528,683.51	528,683.51	FNR 2012 129-CD MTHLY-25TH	AFS	NR / AA	1.500	12/25/2027	531,832.17	512,674.12	
160084831	1001	3136ABUZ4	100870	506,800.14	506,800.14	FNR 2013 7-AD MTHLY-25TH	AFS	NR / AA	1.500	02/25/2028	509,277.46	491,844.65	
160084831	1001	3136ADEN5	100900	459,918.93	459,918.93	FNR 2013 36-JC MTHLY-25TH	AFS	NR / AA	1.250	04/25/2028	459,714.87	442,795.68	

Note: Refer to the U.S. Government and Agency Ratings report for ratings on treasury, agency and pass thru securities.

**FIMSER** (210) 224-5492  
 9601 McAllister Freeway, Suite 301, San Antonio, Texas 78216-4633 (210) 224-8787

**II. Pledge & Safekeeping Reports**

06/26/2017 7:56:35PM MIS1002S 10167 Re12.4V3591

Southtrust Bank  
George West, TX

### Pledge Report by Maturity Date

Pledge V: WILSON COUNTRY

As of 06/30/17  
Page 75

Safekeeping Receipt	SK Code	Cusip	ID #	Current Face	Original Face	Description	ASC	Moody/ S&P	Coupon	Maturity	Book Value	Fair Value
154063858	1001	3137AFGL0	100770	415,735.02	1,000,000.00	FHLMC 3925-LD.MTHLY-15TH	AFS		2.500	01/15/2041	418,641.08	415,630.37
		Items 38		15,283,498.30	38,942,292.51				2.089		15,288,192.16	15,278,107.78

\*=Prerefunded N=New Purchase S=Sold C=Called M=Matured O=Paid Off D=In Default C=Sunk T=Put  
Note: Refer to the U.S. Government and Agency Ratings report for ratings on treasury, agency and pass thru securities.



(210) 224-5492  
(210) 224-8787

9601 McAllister, Free way, Suite 301, San Antonio, Texas 78216-4633

## II. Pledge & Safekeeping Reports

06/26/2017 7:56:35PM MIS1002S 10167 Re12.4.V3591

ACCOUNT NUMBER AND TITLE	STARTING BALANCE	DEBIT BALANCE	CREDIT BALANCE	ENDING BALANCE
65-010-165 COUNTY SEIZURE HOLD CASH IN BANK	55,772.45	7,794.13	0.00	63,566.58
GROUP-TOTAL	55,772.45	7,794.13	0.00	63,566.58
67-010-167 CASH IN BANK - BOND INTEREST & SINK	132,702.81	12,718.15	0.00	145,420.96
GROUP-TOTAL	132,702.81	12,718.15	0.00	145,420.96
72-010-172 FEDERAL SEIZURE CASH IN BANK	498.41	0.00	0.00	498.41
GROUP-TOTAL	498.41	0.00	0.00	498.41
76-010-176 CASH IN BANK CREDIT CARD CLEARING	58,829.58	60,328.41	0.00	119,157.99
GROUP-TOTAL	58,829.58	60,328.41	0.00	119,157.99
86-010-186 WOODVALLEY ACRES CASH IN BANK I&S	68,147.30	2,681.54	70,823.84	5.00
GROUP-TOTAL	68,147.30	2,681.54	70,823.84	5.00
90-010-190 4TH COURT OF APPEALS CASH IN BANK	694.80	305.00	0.00	999.80
GROUP-TOTAL	694.80	305.00	0.00	999.80
93-010-193 ST TAX ACCT CASH IN BANK	51,284.84	40,824.76	0.00	92,109.60
GROUP-TOTAL	51,284.84	40,824.76	0.00	92,109.60
95-010-195 LAW LIBRARY CASH IN BANK	54,467.75	1,650.00	880.04	55,237.71
GROUP-TOTAL	54,467.75	1,650.00	880.04	55,237.71
96-010-196 CO ATTY ACCT CASH IN BANK	32,692.18	200.00	0.00	32,892.18
GROUP-TOTAL	32,692.18	200.00	0.00	32,892.18
97-010-197 CIVIL PREPAR CASH IN BANK	84,960.15	4,500.00	0.00	89,460.15
GROUP-TOTAL	84,960.15	4,500.00	0.00	89,460.15
REPORT TOTAL	540,050.27	131,001.99	71,703.88	599,348.38

ACCOUNT NUMBER AND TITLE	STARTING BALANCE	DEBIT BALANCE	CREDIT BALANCE	ENDING BALANCE
12-025-075 TEXPOOL INVESTMENTS	11,342,772.46	0.00	0.00	11,342,772.46
GROUP-TOTAL	11,342,772.46	0.00	0.00	11,342,772.46
12-025-090 INVESTMENT IN CD #30668	200,000.00	0.00	0.00	200,000.00
GROUP-TOTAL	200,000.00	0.00	0.00	200,000.00
65-010-075 COUNTY SEIZURE CD #30311	1,947.94	0.00	0.00	1,947.94
GROUP-TOTAL	1,947.94	0.00	0.00	1,947.94
67-010-075 CASH IN BANK-TEXAS CLASS	18,238.11	16.93	0.00	18,255.04
GROUP-TOTAL	18,238.11	16.93	0.00	18,255.04
80-010-075 JACKSON MEM PARK CD #30461	15,605.06	0.00	0.00	15,605.06
GROUP-TOTAL	15,605.06	0.00	0.00	15,605.06
88-010-076 DEWEES REM HOUSE CD #31515	8,794.55	0.00	0.00	8,794.55
GROUP-TOTAL	8,794.55	0.00	0.00	8,794.55
95-010-075 LAW LIBRARY CD #30030	50,705.08	6.25	0.00	50,711.33
GROUP-TOTAL	50,705.08	6.25	0.00	50,711.33
97-010-075 CIVIL PREPARENESS CD #30434	309,758.27	50.92	0.00	309,809.19
GROUP-TOTAL	309,758.27	50.92	0.00	309,809.19
99-010-075 LANDFILL CD #31049	8,097.32	0.00	0.00	8,097.32
GROUP-TOTAL	8,097.32	0.00	0.00	8,097.32
99-010-076 LANDFILL CD#30619	3,087.68	0.00	0.00	3,087.68
GROUP-TOTAL	3,087.68	0.00	0.00	3,087.68
REPORT TOTAL	11,959,006.47	74.10	0.00	11,959,080.57

Wilson County  
Investment Type CD  
JUNE 2017

ERTIFICATES OF DEPOSIT

DESCRIPTION	CD #	ORIGINATION DATE	ORIGINATION AMOUNT	MATURITY DATE	INTEREST PAYS	INTEREST RATE	CONTRIBUTION AMOUNT	WITHDRAWAL AMOUNT	INTEREST PAID	ENDING BOOK BALANCE
General Funds	30668	08/11/10	\$200,000.00	06/04/17	Monthly	0.55%			\$90.41	\$200,000.00
Sheriff Seizure Acct	30311	11/16/08	\$1,947.94	11/14/17	Yearly	0.45%				\$1,947.94
Jackson Memorial Fund	31509	05/20/11	\$15,605.06	05/18/18	Yearly	0.50%				\$15,605.06
Deweese Renschel House	31515	11/18/13	\$8,794.55	06/12/18	Yearly	0.45%				\$8,794.55
Law Library	30030	11/11/08	\$50,705.08	06/28/17	Monthly	0.15%			\$6.25	\$50,711.33
Civil Preparedness	30434	04/17/09	\$309,758.27	06/04/17	Monthly	0.20%			\$50.92	\$309,809.19
Landfill	31049	05/17/11	\$8,097.32	07/25/17	Yearly	0.45%				\$8,097.32
Landfill	30619	03/23/10	\$597,995.90	08/13/17	6 months	0.38%			\$147.58	\$598,053.07
Totals										

INVESTMENT POOL - TEXPOOL

DESCRIPTION	INTEREST PAYS	INTEREST RATE	BEGINNING PRINCIPAL	CONTRIBUTION AMOUNT	WITHDRAWAL AMOUNT	MONTHLY INTEREST PAID	ENDING BOOK VALUE
449/788060001	Monthly	0.8817%	\$11,342,772.46	\$0.00	\$8,219.99	\$8,219.99	\$11,342,772.46

CLASS - WILSON COUNTY COUNSTRUCTION INTEREST & SINKING ACCOUNT

DESCRIPTION	INTEREST PAYS	INTEREST RATE	BEGINNING PRINCIPAL	CONTRIBUTION AMOUNT	WITHDRAWAL AMOUNT	MONTHLY INTEREST PAID	ENDING BOOK VALUE
TX-01-0499-0002 Int & Sinking Construct Acct	Monthly	1.13%	\$18,238.11	\$0.00	\$0.00	\$16.93	\$18,255.04

Total Investments

\$11,959,080.57

TEXAS COOPERATIVE LIQUID ASSETS SECURITIES SYSTEM

RATE HISTORY

Texas CLASS Rate History						
June 2017						
Date	Daily Rate	YTD Yield (%)	7-Day Yield (%)	WAM Days to Reset	WAM Days to Final	Daily Dividend
06/01	1.10	1.01	1.10	50	64	0.000030095413
06/02	1.10	1.02	1.10	50	64	0.000030086589
06/03	1.10	1.02	1.10	50	64	0.000030086589
06/04	1.10	1.02	1.10	50	64	0.000030086589
06/05	1.11	1.02	1.10	48	61	0.000030522893
06/06	1.10	1.02	1.10	47	61	0.000030167101
06/07	1.11	1.02	1.10	48	61	0.000030318456
06/08	1.11	1.02	1.10	48	61	0.000030332401
06/09	1.12	1.02	1.11	49	62	0.000030712248
06/10	1.12	1.02	1.11	49	62	0.000030712248
06/11	1.12	1.02	1.11	49	62	0.000030712248
06/12	1.11	1.02	1.11	49	60	0.000030465655
06/13	1.12	1.02	1.12	48	60	0.000030542078
06/14	1.12	1.02	1.12	48	60	0.000030588169
06/15	1.13	1.02	1.12	50	62	0.000031030817
06/16	1.13	1.02	1.12	50	62	0.000030858967
06/17	1.13	1.02	1.12	50	62	0.000030858967
06/18	1.13	1.02	1.12	50	62	0.000030858967
06/19	1.13	1.03	1.13	49	61	0.000031006754
06/20	1.14	1.03	1.13	51	63	0.000031100946
06/21	1.14	1.03	1.13	52	64	0.000031265994
06/22	1.15	1.03	1.13	51	63	0.000031372602
06/23	1.15	1.03	1.14	51	63	0.000031404976
06/24	1.15	1.03	1.14	51	63	0.000031404976
06/25	1.15	1.03	1.14	51	63	0.000031404976
06/26	1.17	1.03	1.15	48	61	0.000031920548
06/27	1.17	1.03	1.15	49	62	0.000031920548
06/28	1.17	1.03	1.15	48	61	0.000031920549
06/29	1.17	1.03	1.16	47	60	0.000031920549
06/30	1.17	1.03	1.16	47	60	0.000031920548

Rates Disclaimer (<https://www.texasclass.com/rates-disclaimer>)





Print

## TexPool

### Daily Performance from 06-01-2017 to 06-30-2017

As of Date	Daily Net Yield (%)	Dividend Factor	7 Day Net Yield (%)	Daily Assets (\$)	NAV (\$)	Weighted Average Maturity (WAM)	Weighted Average Life (WAL)
06-01-2017	0.8105	0.000022206	0.8000	17,612,313,586.02	1.00003	42	105
06-02-2017	0.8059	0.000022079	0.8000	17,508,050,093.63	1.00004	42	108
06-03-2017	0.8059	0.000022079	0.8000	17,508,050,093.63	1.00004	42	108
06-04-2017	0.8059	0.000022079	0.8000	17,508,050,093.63	1.00004	42	108
06-05-2017	0.8075	0.000022122	0.8000	17,451,903,008.33	1.00004	40	105
06-06-2017	0.8083	0.000022144	0.8000	17,430,864,200.38	1.00004	39	105
06-07-2017	0.8289	0.000022710	0.8100	17,446,763,508.82	1.00003	40	105
06-08-2017	0.8367	0.000022923	0.8100	17,429,623,151.80	1.00003	42	105
06-09-2017	0.8417	0.000023060	0.8200	17,559,559,205.34	1.00002	42	107
06-10-2017	0.8417	0.000023060	0.8200	17,559,559,205.34	1.00002	42	107
06-11-2017	0.8417	0.000023060	0.8300	17,559,559,205.34	1.00002	42	107
06-12-2017	0.8322	0.000022801	0.8300	17,550,928,114.00	1.00002	41	105
06-13-2017	0.8334	0.000022834	0.8400	17,664,355,913.30	1.00001	41	104
06-14-2017	0.8474	0.000023216	0.8400	17,469,717,626.80	1.00000	41	105
06-15-2017	0.9089	0.000024902	0.8500	17,412,993,336.53	0.99999	40	103
06-16-2017	0.9220	0.000025261	0.8600	17,340,043,683.13	1.00000	43	107
06-17-2017	0.9220	0.000025261	0.8700	17,340,043,683.13	1.00000	43	107
06-18-2017	0.9220	0.000025261	0.8800	17,340,043,683.13	1.00000	43	107
06-19-2017	0.9289	0.000025448	0.9000	17,359,524,648.85	0.99999	40	104
06-20-2017	0.9275	0.000025410	0.9100	17,301,038,286.41	0.99999	40	106
06-21-2017	0.9279	0.000025421	0.9200	17,453,628,338.40	0.99999	40	105
06-22-2017	0.9279	0.000025422	0.9300	17,482,563,681.52	0.99999	39	101
06-23-2017	0.9300	0.000025480	0.9300	17,809,821,677.13	0.99999	39	102
06-24-2017	0.9300	0.000025480	0.9300	17,809,821,677.13	0.99999	39	102

06-25-2017	0.9300	0.000025480	0.9300	17,809,821,677.13	0.99999	39	102
06-26-2017	0.9468	0.000025939	0.9300	17,814,455,832.30	1.00000	39	102
06-27-2017	0.9389	0.000025724	0.9300	17,845,567,451.85	0.99997	39	102
06-28-2017	0.9392	0.000025732	0.9300	17,602,429,308.84	0.99997	39	102
06-29-2017	0.9450	0.000025891	0.9400	17,507,038,542.27	0.99997	38	103
06-30-2017	0.9566	0.000026207	0.9400	17,629,314,686.85	0.99999	38	103

**Monthly Performance from 05-31-2017 to 07-31-2017**

As of Date	Average Monthly Rate (%)	Average Monthly Dividend Factor	Average Monthly 7 Day Rate (%)	Average Monthly Balance (\$)	Weighted Average Maturity (WAM)	Weighted Average Life (WAL)	Participants
05-31-2017	0.7689	0.000021066	0.7635	17,901,955,268.19	39	104	2417
06-30-2017	0.8817	0.000024156	0.8660	17,537,248,240.03	41	105	2422
07-31-2017	0.9714	0.000026613	0.9674	17,260,998,138.56	36	99	2424

**Previous Performance Data**

[Daily Performance Data January 1997 - April 2002 \(PDF\)](#)

[Monthly Performance Data January 1990 - March 2002 \(PDF\)](#)

**Performance quoted represents past performance which is no guarantee of future results. Investment return will vary. The value of an investment, when redeemed, may be worth more or less than the original cost. Current performance may be lower or higher than what is stated.**

**An investment in the Pool is not insured or guaranteed by any government or government agency. Although the manager of the Pool seeks to preserve principal, it is possible to lose money by depositing money in the Pool.**

**For more complete information, see the investment policy and information statement available on this website. You should consider the investment's objectives, risks, charges, and expenses carefully before investing. Information about these and other important subjects is in the investment policy and information statement which you should read carefully before investing.**

Please note that daily fund prices, dividend factors and yield information (collectively, the "Pricing Information") are posted to this web page at approximately 4:00 p.m. ET and are updated each day that the New York Stock Exchange is open for regular trading. Daily gross yields and 7 day unsubsidized net yields are updated at approximately 8:30 p.m. ET. Daily fund prices, dividend factors, and yield information are subject to normal quality control, validation, and verification after such posting, and prior to 10:00 a.m. ET the next business day, remain subject to change. Taxable Money Market Fund daily dividend factors, may include short term capital gains. Please take this into consideration when using this information.

Federated Investment Counseling

Not FDIC Insured

May Lose Value

No Bank Guarantee

Copyright © 2017 Federated Investors, Inc.



WILSON COUNTY, TEXAS  
SCHEDULE OF INDEBTEDNESS  
Jun-17

ROAD & BRIDGE WARRANTS 9/30/2005	SERIES UNPAID	DATE ISSUED	INTEREST RATE	TOTAL AMOUNT ORIGINAL ISSUE	TOTAL OUTSTANDING
Wood Valley	3 of 15	7/15/2004	5.25%	\$719,346.20	\$211,438.47
TOTAL WARRANTS				\$719,346.20	\$211,438.47
<b>LEASE PURCHASES</b>					
Precinct No. 1 John Deere Tractor	44 of 60	7/14/2015	0.000%	\$74,590.24	\$40,824.86
Precinct No. 2 Truck	48 of 60	5/3/2016	2.340%	\$111,696.01	\$88,590.70
Wilson County Collection Facility	42 of 48	12/15/2016	2.340%	\$41,156.00	\$36,219.49
Precinct No. 3 Volvo Roller	33 of 60	12/5/2014	2.3500%	\$50,219.00	\$28,348.32
Precinct No. 3 Volvo Pneumatic Roller	33 of 60	12/5/2014	2.3500%	\$64,869.00	\$36,618.15
Precinct No. 3 Volvo Backhoe	24 of 60	6/19/2014	2.3500%	\$93,242.00	\$38,615.00
Precinct No. 4 Volvo Motor Grader	25 of 60	6/17/2014	2.3500%	\$130,056.00	\$53,861.06
Precinct No. 4 Volvo Wheel Loader	2 of 60	7/25/2012	3.0000%	\$82,050.36	\$1,470.66
Precinct No. 4 Caterpillar Backhoe Loader	58 of 60	3/2/2017	3.2001%	\$75,101.00	\$72,388.72
TOTAL LEASE PURCHASES				\$722,979.61	\$396,936.96
<b>BONDED DEBT</b>					
Series 2014 Limited Tax Refunding Bond	2014	2/20/2014	2.00%	\$8,215,000.00	\$7,405,000.00
GRAND TOTAL				\$9,064,402.20	\$8,013,375.43


Jan Hartl  
County Treasurer  
Wilson County


AFFIDAVIT  
WILSON COUNTY TREASURER'S REPORT  
FOR THE MONTH OF JUNE 2017  
REGULAR TERM


We, the undersigned County Commissioners and County Judge of Wilson County, have compared, and examined the report of Jan Hartl, County Treasurer of Wilson County, for the month of JUNE. Finding same correct and Article 114.026 of the Local Government Code has been complied with, we have caused an order to be entered upon the minutes of Commissioners' Court meeting stating the approval of Treasurer's report by our court. The amount of cash and other amounts in the custody of the County Treasurer, Jan Hartl, for JUNE are:

WILSON COUNTY GENERAL FUNDS	-34,164.66
OTHER BANK ACCOUNTS	599,348.38
TOTAL	<u>565,183.72</u>
INVESTMENTS:	
CERTIFICATES OF DEPOSIT	598,053.07
TEXPOOL	11,342,772.46
TEXAS CLASS - CONSTRUCTION INTEREST & SINKING	18,255.04
TOTAL	<u>11,959,080.57</u>
TOTAL	12,524,264.29
COMBINED INDEBTEDNESS	8,025,621.21


WITNESS our hands, officially this the 14TH day of AUGUST 2017


  
County Judge

  
Commissioner Prec. #1

  
Commissioner Prec. #3

Absent  
Commissioner Prec. #4

  
Commissioner Prec. #2

  
Eva S. Martinez  
County Clerk, Wilson County

