

January 9, 2017

*The Honorable Commissioners' Court
Wilson County
Floresville, TX 78114*

Honorable Members of the Court:

In compliance with Article 114.026 of the Local Government Code, and also in compliance with House Bill 2459, Public Funds Investment Act, this monthly report and investment report for the month ending November 30, 2016 is submitted for your review for the recording in the minutes of the court.

The investments have been made in compliance with Wilson County's investment policy. It will be the objective of the county to earn the maximum rate of return allowed on its investments within policies imposed by its safety and liquidity objectives.

In accordance with House Bill 2459, Wilson County has diversified its portfolio. The total balance of all funds is \$1,240,238.59 Wilson County has 0.12% in Cash Management Accounts, 0.07% in Certificates of Deposits, 0.76% in Texpool, and 0.05% in Texas Class. The deposits and withdrawals of the accounts are listed on the following pages.

Investments are made with the intention of holding to maturity, but with the ability to liquidate should funds be needed. Total interest earned for the month ending November 30, 2016 is \$2,518.74. The average rate of return for the month being 0.64%.

It is an honor for me, as your County Treasurer to serve the Court and the citizens as the Certified Investment Officer for Wilson County.

Respectfully Submitted,



Jan Hartl

Wilson County Treasurer

01-08-2017

SPECIFIED-ACTIVITY-REPORT -- 11-01-2016 THRU 11-30-2016

PAGE 1

TIME:12:20 PM - NOVEMBER 2015 - WILSON COUNTY GENERAL FUNDS

PREPARER:0005

ACCOUNT NUMBER AND TITLE	STARTING BALANCE	DEBIT BALANCE	CREDIT BALANCE	ENDING BALANCE
12-010-010 CASH IN BANK GENERAL FUND	1,761,401.87-	1,140,751.03	1,272,714.27	1,893,365.11-
20-010-010 CASH IN BANK LEASE ACCT	26,669.40	0.00	0.00	26,669.40
21-010-010 R&B #1 CASH IN BANK	410,577.85	50,460.38	65,401.25	395,636.98
22-010-010 R&B #2 CASH IN BANK	243,335.70	79,540.80	136,577.24	186,299.26
23-010-010 R & B #3 CASH IN BANK	151,276.69	61,642.62	92,129.99	120,789.32
24-010-010 R&B #4 CASH IN BANK	227,105.46	99,629.74	150,002.96	176,732.24
25-010-010 TOTAL CASH IN BANK CIVIL FEES REPOR	841.79	6,645.80	165.00	7,322.59
26-010-010 CASH COURTHOUSE SECURITY	45,896.83	2,605.83	16,665.85	31,836.81
33-010-010 E & O CASH IN BANK	1,474.50	280.00	0.00	1,754.50
34-010-010 LIBRARY CASH IN BANK	244,130.94	28,079.49	93,329.55	178,880.88
36-010-010 JURY CASH IN BANK	7,652.46	336.63	400.00	7,589.09
37-010-010 CASH IN BANK - STATE COURT COST & F	910.00	824.16	910.00	824.16
39-010-010 SUBDIVISION CASH IN BANK	41,947.12	400.00	1,030.00	41,317.12
40-010-010 RECORDING FEE CASH N BANK	674,395.22	18,337.00	7,749.14	684,983.08
42-010-010 CASH CHILD ABUSE FUND	0.00	0.00	0.00	0.00
43-010-010 CASH PRETRIAL INTERV PROGRAM FUND	10,266.00	1,728.00	0.00	11,994.00
44-010-010 J.P.TECH CASH IN THE BANK	44,522.05	1,470.83	270.89	45,721.99
46-010-010 O.C. HOLDING ACCOUNT-CASH IN BANK	28,250.00	0.00	0.00	28,250.00
50-010-010 COUNTY TIF GRANT	63,845.35	0.00	0.00	63,845.35
51-010-010 FEMA 4223 DR TX BANK	209,889.37	0.00	0.00	209,889.37
54-010-010 CASH IN BANK - HOT CHECK HOLDING	0.00	820.00	820.00	0.00
57-010-010 J.P. HOLDING ACCOUNT CASH IN BANK	136,257.61	186,336.62	192,314.08	130,280.15
59-010-010 CASH IN BANK - INMATE PH	6,753.71	1,189.42	800.00	7,143.13
62-010-010 CASH IN BANK-COMMUNITY ECONOMIC DEV	1,895.59	0.00	0.00	1,895.59
63-010-010 COUNTY CLERK TECH - CASH IN BANK	1,450.00	22.00	0.00	1,472.00
64-010-010 JUV CASE MGT FUND - CASH IN BANK	105.00	0.00	0.00	105.00
GROUP-TOTAL	818,046.77	1,681,100.35	2,031,280.22	467,866.90
REPORT TOTAL	818,046.77	1,681,100.35	2,031,280.22	467,866.90

Pledge Report by Maturity Date
Pledge V: WILSON COUNTY

Safetkeeping Receipt	SK Code	Cusip	ID #	Current Face	Original Face	Description	ASC 320	Moody/ S&P	Coupon	Maturity	Book Value	Fair Value
160067759	1001	3133XY2H7	100651	109,816.25	1,000,000.00	FHLB SK-2017 1 MTHLY-20TH	AFS	Aa2/AA	2.900	04/20/2017	110,114.14	108,713.53
160071933	1001	642577N29	100719	275,000.00	275,000.00	NEW BRAUNFELS TX UTIL AGC QTEO PRE-I AFS	AFS	A1/AA	4.000	07/01/2017	276,078.46	280,000.28
154059153	1001	796242QA6	100701	1,000,000.00	1,000,000.00	SAN ANTONIO TX ARPT SYS REV AGM TAX1 AFS	AFS	NR/AA	4.408	07/01/2017	1,000,000.00	1,017,590.00
160067996	1001	385082HH8	100658	475,000.00	475,000.00	GRANBURY TX UTIL SYS REV AGM QTEO AFS	AFS	Aa2/AA+	1.230	09/15/2018	477,016.16	483,708.93
154073194	1001	549188QV9	100912	2,000,000.00	2,000,000.00	LUBBOCK TX REF GO TAXABLE AFS	AFS	NR/AA	3.500	02/15/2018	2,000,000.00	1,996,380.00
154072238	1001	723002LA7	100893	1,075,000.00	1,075,000.00	PINE TREE TX ISD REF GO PSF QTEO AFS	AFS	Aa2/AA+	5.000	02/01/2019	1,106,534.22	1,106,866.28
160057434	1001	31294KXT7	100570	61,703.82	2,650,000.00	FHLMC E #1590 AFS	AFS	Aa2/AA+	1.460	02/15/2019	1,000,000.00	994,910.00
154073193	1001	549188QZ6	100911	1,000,000.00	1,000,000.00	LUBBOCK TX REF GO TAXABLE AFS	AFS	Aa2/AA+	5.500	08/01/2019	32,845.85	33,994.24
160045840	1001	3128MMA G8	100515	32,969.09	1,425,000.00	FHLMC G #18006 AFS	AFS	A1/AA	5.000	08/15/2019	299,942.95	310,227.96
160077024	1001	016176FC8	100692	285,000.00	285,000.00	ALICE TX WTR AUTH REF GO AGM QTEO AFS	AFS	A2/AA	3.000	08/15/2019	517,243.47	520,802.59
237002020	1001	076563GV1	100818	500,000.00	500,000.00	BEE CNTY TX REF GO AGM QTEO AFS	AFS	Aa2/AA	0.000	08/15/2019	301,948.40	301,921.80
160091286	1001	775830ND0	100986	315,000.00	315,000.00	ROMA TX ISD REF GO PSF QTEO AFS	AFS	Aa2/AA	2.500	09/01/2020	255,729.29	255,501.72
160072529	1001	34681LHD3	100985	250,000.00	250,000.00	FORT BEND CNTY TX MUD #19 REF GO AGH AFS	AFS	NR/AA	2.750	03/25/2021	367,009.97	370,609.34
237003937	1001	31397QC22	100721	365,994.30	2,000,000.00	FN11 17-CJ MTHLY-25TH AFS	AFS	NR/AA	3.500	09/01/2021	252,674.93	252,433.76
160074915	1001	41421QGH4	100998	240,000.00	1,000,000.00	HARRIS CNTY TX MUD #106 REF GO AGM Q AFS	AFS	NR/AA	1.500	09/02/2021	253,726.89	252,804.19
160059901	1001	3136AOP35	100758	254,226.95	2,800,000.00	FNMA #255160 AFS	AFS	NR/AA	5.500	03/01/2024	144,926.37	155,495.91
154064655	1001	31371LMH9	100585	142,105.54	1,000,000.00	FHLMC 3936-KC MTHLY-15TH AFS	AFS	NR/AA	1.500	03/01/2026	287,030.02	283,569.46
154066643	1001	3137AH4V7	100790	288,175.47	1,000,000.00	FHLMC 3936-KG MTHLY-15TH AFS	AFS	NR/AA	2.000	11/15/2026	362,314.51	338,753.34
154067353	1001	3137APPN5	100830	360,120.19	1,000,000.00	FHR 4029-LA MTHLY-15TH AFS	AFS	NR/AA	2.000	01/15/2027	476,283.49	470,373.82
154066456	1001	3137ALSNO	100817	472,919.31	1,000,000.00	FHLMC 3996-BA MTHLY-15TH AFS	AFS	NR/AA	1.500	02/15/2027	369,399.60	362,593.57
154066895	1001	3136A5TK2	100827	369,555.48	1,000,000.00	FN12 33-CD MTHLY-25TH AFS	AFS	NR/AA	2.000	03/25/2027	334,623.16	331,360.04
160078781	1001	3136A6AA2	100831	333,315.27	1,000,000.00	FNR 2012 52-DA MTHLY-25TH AFS	AFS	NR/AA	2.000	05/25/2027	398,802.83	393,981.93
154068210	1001	3137AREY8	100835	397,082.47	1,000,000.00	FNR 2012 52-DA MTHLY-25TH AFS	AFS	NR/AA	1.500	06/15/2027	450,567.55	441,634.83
160088054	1001	3138M8HU0	100948	452,381.77	1,000,000.00	FHR 4066-MG MTHLY-15TH AFS	AFS	NR/AA	2.500	08/01/2027	1,322,342.23	1,322,930.21
154073464	1001	3137AVFA0	100848	1,310,642.93	2,500,000.00	FNMA #AP4742 AFS	AFS	NR/AA	1.500	10/15/2027	943,011.11	919,430.30
154063838	1001	3137AWUQ6	100914	937,934.74	1,000,000.00	FHR 4120-NC MTHLY-15TH AFS	AFS	NR/AA	1.500	12/15/2027	542,958.56	529,790.63
154071957	1001	3136AAEF8	100849	541,521.78	1,000,000.00	FHR 4145-LC MTHLY-15TH AFS	AFS	NR/AA	1.500	12/25/2027	588,388.21	571,095.14
160084821	1001	3136ABUZ4	100870	584,934.30	1,000,000.00	FNR 2012 129-GD MTHLY-25TH AFS	AFS	NR/AA	1.500	02/25/2028	572,471.57	556,524.97
154063838	1001	3136ADEN5	100900	569,563.05	1,000,000.00	FNR 2013 7-AD MTHLY-25TH AFS	AFS	NR/AA	1.250	04/25/2028	520,452.43	506,034.99
			100770	520,695.22	1,000,000.00	FNR 2013 36-JC MTHLY-25TH AFS	AFS	NR/AA	2.500	01/15/2041	489,054.24	487,469.44
				485,398.35	1,000,000.00	FHLMC 3925-LD MTHLY-15TH AFS	AFS					
			Items 31	16,006,056.28	34,790,000.00				2.256		16,115,008.85	16,042,577.69

*=Pre-refunded N=New Purchase S=Sold C=Called M=Matrued O=Paid Off D=In Default C=Sunk T=Put
Note: Refer to the U.S. Government and Agency Ratings report for ratings on treasury, agency and pass thru securities.



(210) 224-5492
(210) 224-8787
9601 McAllister Freeway Suite 301, San Antonio, Texas 78216-4633

II. Pledge & Safekeeping Reports

01-08-2017

SPECIFIED-ACTIVITY-REPORT -- 11-01-2016 THRU 11-30-2016

PAGE 1

TIME:12:27 PM - DECEMBER 2015 - OTHER BANK ACCOUNTS - CHECKING ACCOUNTS

PREPARER:0005

ACCOUNT NUMBER AND TITLE	STARTING BALANCE	DEBIT BALANCE	CREDIT BALANCE	ENDING BALANCE
65-010-165 COUNTY SEIZURE HOLD CASH IN BANK	42,671.52	0.00	0.00	42,671.52
GROUP-TOTAL	42,671.52	0.00	0.00	42,671.52
66-010-166 CASH IN BANK - CONSTRUCTION WORKING	110,501.34	107,000.00	216,718.37	782.97
GROUP-TOTAL	110,501.34	107,000.00	216,718.37	782.97
67-010-167 CASH IN BANK - BOND INTEREST & SINK	53,132.46	47,767.46	100,000.00	899.92
GROUP-TOTAL	53,132.46	47,767.46	100,000.00	899.92
68-010-168 CASH IN BANK - HEALTH TRUST	0.00	265,912.27	0.00	265,912.27
GROUP-TOTAL	0.00	265,912.27	0.00	265,912.27
72-010-172 FEDERAL SEIZURE CASH IN BANK	498.41	0.00	0.00	498.41
GROUP-TOTAL	498.41	0.00	0.00	498.41
76-010-176 CASH IN BANK CREDIT CARD CLEARING	37,899.47	33,529.79	38,099.97	33,329.29
GROUP-TOTAL	37,899.47	33,529.79	38,099.97	33,329.29
86-010-186 WOODVALLEY ACRES CASH IN BANK I&S	1,358.60	5,281.10	0.00	6,639.70
GROUP-TOTAL	1,358.60	5,281.10	0.00	6,639.70
90-010-190 4TH COURT OF APPEALS CASH IN BANK	694.80	255.00	0.00	949.80
GROUP-TOTAL	694.80	255.00	0.00	949.80
93-010-193 ST TAX ACCT CASH IN BANK	14,455.93	35,315.27	0.00	49,771.20
GROUP-TOTAL	14,455.93	35,315.27	0.00	49,771.20
95-010-195 LAW LIBRARY CASH IN BANK	53,079.19	1,420.00	2,095.32	52,403.87
GROUP-TOTAL	53,079.19	1,420.00	2,095.32	52,403.87
96-010-196 CO ATTY ACCT CASH IN BANK	31,815.33	90.00	0.00	31,905.33
GROUP-TOTAL	31,815.33	90.00	0.00	31,905.33
97-010-197 CIVIL PREPAR CASH IN BANK	61,510.15	2,600.00	0.00	64,110.15
GROUP-TOTAL	61,510.15	2,600.00	0.00	64,110.15
99-010-199 LANDFILL CASH IN BANK	14,579.62	0.00	0.00	14,579.62
GROUP-TOTAL	14,579.62	0.00	0.00	14,579.62
REPORT TOTAL	422,196.82	499,170.89	356,913.66	564,454.05

01-08-2017

SPECIFIED-ACTIVITY-REPORT -- 11-01-2016 THRU 11-30-2016

PAGE 1

TIME:01:28 PM - NOVEMBER 2016 - OTHER BANK ACCOUNTS - CD'S

PREPARER:0005

ACCOUNT NUMBER AND TITLE	STARTING BALANCE	DEBIT BALANCE	CREDIT BALANCE	ENDING BALANCE
12-025-075 TEXPOOL INVESTMENTS	6,342,772.46	0.00	0.00	6,342,772.46
GROUP-TOTAL	6,342,772.46	0.00	0.00	6,342,772.46
12-025-090 INVESTMENT IN CD #30668	200,000.00	0.00	0.00	200,000.00
GROUP-TOTAL	200,000.00	0.00	0.00	200,000.00
65-010-075 COUNTY SEIZURE CD #30311	1,939.21	8.73	0.00	1,947.94
GROUP-TOTAL	1,939.21	8.73	0.00	1,947.94
66-010-075 CASH IN BANK - TEXAS CLASS	408,860.19	256.76	107,000.00	302,116.95
GROUP-TOTAL	408,860.19	256.76	107,000.00	302,116.95
67-010-075 CASH IN BANK-TEXAS CLASS	0.00	100,024.36	0.00	100,024.36
GROUP-TOTAL	0.00	100,024.36	0.00	100,024.36
80-010-075 JACKSON MEM PARK CD #30461	15,535.15	0.00	0.00	15,535.15
GROUP-TOTAL	15,535.15	0.00	0.00	15,535.15
88-010-076 DEWEES REM HOUSE CD #31515	8,794.55	0.00	0.00	8,794.55
GROUP-TOTAL	8,794.55	0.00	0.00	8,794.55
95-010-075 LAW LIBRARY CD #30030	50,661.33	6.25	0.00	50,667.58
GROUP-TOTAL	50,661.33	6.25	0.00	50,667.58
97-010-075 CIVIL PREPARENESS CD #30434	309,402.07	50.86	0.00	309,452.93
GROUP-TOTAL	309,402.07	50.86	0.00	309,452.93
99-010-075 LANDFILL CD #31049	8,097.32	0.00	0.00	8,097.32
GROUP-TOTAL	8,097.32	0.00	0.00	8,097.32
99-010-076 LANDFILL CD#30619	3,083.88	0.00	0.00	3,083.88
GROUP-TOTAL	3,083.88	0.00	0.00	3,083.88
REPORT TOTAL	7,349,146.16	100,346.96	107,000.00	7,342,493.12

Wilson County
Investment Type CD
NOVEMBER 2016

CERTIFICATES OF DEPOSIT

DESCRIPTION	CD #	ORIGINATION DATE	ORIGINATION AMOUNT	MATURITY DATE	INTEREST PAYS	INTEREST RATE	CONTRIBUTION AMOUNT	WITHDRAWAL AMOUNT	INTEREST PAID	ENDING BOOK BALANCE
General Funds	30668	08/11/10	\$200,000.00	11/05/16	Monthly	0.55%		\$93.42	\$93.42	\$200,000.00
Sheriff Seizure Acct	30311	11/16/08	\$1,939.21	11/14/17	Yearly	0.45%			\$8.73	\$1,947.94
Jackson Memorial Fund	31509	05/20/11	\$15,535.15	05/18/17	Yearly	0.45%				\$15,535.15
Deweese Renschel House	31515	11/18/13	\$8,794.55	06/12/17	Yearly	0.45%			\$6.25	\$8,794.55
Law Library	30030	11/11/08	\$50,661.33	12/29/16	Monthly	0.15%			\$50.86	\$50,667.58
Civil Preparedness	30434	04/17/09	\$309,402.07	12/06/16	Monthly	0.20%			\$50.86	\$309,452.93
Landfill	31049	05/17/11	\$8,097.32	08/25/17	Yearly	0.45%				\$8,097.32
Landfill	30619	03/23/10	\$3,083.88	02/14/17	6 months	0.25%			\$159.26	\$3,083.88
Totals			\$597,513.51			0.37%				\$597,579.35

INVESTMENT POOL - TEXPOOL

DESCRIPTION	INTEREST PAYS	INTEREST RATE	BEGINNING PRINCIPAL	CONTRIBUTION AMOUNT	WITHDRAWAL AMOUNT	MONTHLY INTEREST PAID	ENDING BOOK VALUE
4497880600001	Monthly	0.3987%	\$6,342,772.46	\$0.00	\$2,078.36	\$2,078.36	\$6,342,772.46

TEXAS CLASS - WILSON COUNTY COUNSTRUCTION WORKING ACCOUNT

DESCRIPTION	INTEREST PAYS	INTEREST RATE	BEGINNING PRINCIPAL	CONTRIBUTION AMOUNT	WITHDRAWAL AMOUNT	MONTHLY INTEREST PAID	ENDING BOOK VALUE
TX-01-0499-0001 Working Construction Acct	Monthly	0.90%	\$408,860.19	\$0.00	\$107,000.00	\$256.76	\$302,116.95

S CLASS - WILSON COUNTY COUNSTRUCTION INTEREST & SINKING ACCOUNT

DESCRIPTION	INTEREST PAYS	INTEREST RATE	BEGINNING PRINCIPAL	CONTRIBUTION AMOUNT	WITHDRAWAL AMOUNT	MONTHLY INTEREST PAID	ENDING BOOK VALUE
TX-01-0499-0002 Int & Sinking Construct Acct	Monthly	0.90%	\$100,000.00	\$0.00	\$0.00	\$24.36	\$100,024.36

Total Investments

\$7,342,493.12



Print

TexPool

Daily Performance from 11-01-2016 to 11-30-2016

As of Date	Daily Net Yield (%)	Dividend Factor	7 Day Net Yield (%)	Daily Assets (\$)	NAV (\$)	Weighted Average Maturity (WAM)	Weighted Average Life (WAL)
11-01-2016	0.3818	0.000010461	0.3800	13,125,364,874.37	1.00033	35	76
11-02-2016	0.3835	0.000010506	0.3800	13,144,737,456.42	1.00033	37	79
11-03-2016	0.3832	0.000010498	0.3800	13,333,194,926.96	1.00033	41	81
11-04-2016	0.3933	0.000010776	0.3800	13,340,939,803.41	1.00031	41	82
11-05-2016	0.3933	0.000010776	0.3900	13,340,939,803.41	1.00031	41	82
11-06-2016	0.3933	0.000010776	0.3900	13,340,939,803.41	1.00031	41	82
11-07-2016	0.3742	0.000010252	0.3900	13,349,847,540.61	1.00031	40	80
11-08-2016	0.3874	0.000010614	0.3900	13,351,316,742.97	1.00030	41	81
11-09-2016	0.3921	0.000010742	0.3900	13,400,374,610.73	1.00029	42	82
11-10-2016	0.3969	0.000010873	0.3900	13,513,338,330.03	1.00026	44	85
11-11-2016	0.3969	0.000010873	0.3900	13,513,338,330.03	1.00026	44	85
11-12-2016	0.3969	0.000010873	0.3900	13,513,338,330.03	1.00026	44	85
11-13-2016	0.3969	0.000010873	0.3900	13,513,338,330.03	1.00026	44	85
11-14-2016	0.4029	0.000011037	0.4000	13,625,666,084.00	1.00022	43	85
11-15-2016	0.4006	0.000010976	0.4000	13,369,839,536.51	1.00021	46	95
11-16-2016	0.4052	0.000011101	0.4000	13,349,726,435.46	1.00021	47	96
11-17-2016	0.4053	0.000011105	0.4000	13,405,184,918.70	1.00020	48	98
11-18-2016	0.4048	0.000011091	0.4000	13,285,823,302.28	1.00014	47	98
11-19-2016	0.4048	0.000011091	0.4000	13,285,823,302.28	1.00014	47	98
11-20-2016	0.4048	0.000011091	0.4000	13,285,823,302.28	1.00014	47	98
11-21-2016	0.4039	0.000011066	0.4000	13,300,777,529.62	1.00014	46	97
11-22-2016	0.4048	0.000011090	0.4000	13,296,027,938.42	1.00013	46	97
11-23-2016	0.4056	0.000011113	0.4000	13,368,239,417.94	1.00011	45	96
11-24-2016	0.4056	0.000011113	0.4000	13,368,239,417.94	1.00011	45	96


Jan Hartl
County Treasurer
Wilson County


AFFIDAVIT
WILSON COUNTY TREASURER'S REPORT
FOR THE MONTH OF NOVEMBER 2016
REGULAR TERM


We, the undersigned County Commissioners and County Judge of Wilson County, have compared, and examined the report of Jan Hartl, County Treasurer of Wilson County, for the month of NOVEMBER. Finding same correct and Article 114.026 of the Local Government Code has been complied with, we have caused an order to be entered upon the minutes of Commissioners' Court meeting stating the approval of Treasurer's report by our court. The amount of cash and other amounts in the custody of the County Treasurer, Jan Hartl, for NOVEMBER are:



WILSON COUNTY GENERAL FUNDS	467,866.90
OTHER BANK ACCOUNTS	564,454.05
TOTAL	<u>1,032,320.95</u>
INVESTMENTS:	
CERTIFICATES OF DEPOSIT	597,579.35
TEXPOOL	6,342,772.46
TEXAS CLASS - CONSTRUCTION WORKING ACCOUNT	302,116.95
TEXAS CLASS - CONSTRUCTION INTEREST & SINKING	100,024.36
TOTAL	<u>7,342,493.12</u>
TOTAL	8,374,814.07
COMBINED INDEBTEDNESS	8,310,896.01


WITNESS our hands, officially this the 9th day of JANUARY 2017



County Judge


Commissioner Prec. #1


Commissioner Prec. #3



Commissioner Prec. #2


Commissioner Prec. #4


Eva S. Martinez