

March 23, 2020

*The Honorable Commissioners' Court  
Wilson County  
Floresville, TX 78114*

*Honorable Members of the Court:*

*In compliance with Article 114.026 of the Local Government Code, and also in compliance with House Bill 2459, Public Funds Investment Act, this monthly report and investment report for the month ending January 31, 2020 is submitted for your review for the recording in the minutes of the court.*

*The investments have been made in compliance with Wilson County's investment policy. It will be the objective of the county to earn the maximum rate of return allowed on its investments within policies imposed by its safety and liquidity objectives.*

*In accordance with House Bill 2459, Wilson County has diversified its portfolio. The total balance of all funds is \$16,997,023.90. Wilson County has 0.11% in Cash Management Accounts, 0.03% in Certificates of Deposits, 0.80% in Texpool, 0.06% in Broker CD's, and 0.00% in Texas Class. The deposits and withdrawals of the accounts are listed on the following pages.*

*Investments are made with the intention of holding to maturity, but with the ability to liquidate should funds be needed. Total interest earned for the month ending January 31, 2020 is \$20,107.34. The average rate of return for the month being 1.48%.*

*It is an honor for me, as your County Treasurer to serve the Court and the citizens as the Certified Investment Officer for Wilson County.*

*Respectfully Submitted,*



*Jan Hartl*

*Wilson County Treasurer*

ACCOUNT NUMBER AND TITLE	STARTING BALANCE	DEBIT BALANCE	CREDIT BALANCE	ENDING BALANCE
12-010-010 CASH IN BANK GENERAL FUND	3,401,931.82-	1,959,850.22	1,184,231.50	2,626,313.10-
20-010-010 CASH IN BANK LEASE ACCT	39,750.71	0.00	15.00	39,735.71
21-010-010 R&B #1 CASH IN BANK	449,352.50	38,892.66	65,180.26	423,064.90
22-010-010 R&B #2 CASH IN BANK	894,174.29	64,250.62	163,476.10	794,948.81
23-010-010 R & B #3 CASH IN BANK	361,222.65	46,850.28	52,374.93	355,698.00
24-010-010 R&B #4 CASH IN BANK	689,964.70	58,704.31	83,579.45	665,089.56
25-010-010 TOTAL CASH IN BANK CIVIL FEES REPOR	18,917.20	9,087.58	27,063.03	941.75
26-010-010 CASH COURTHOUSE SECURITY	13,375.72-	2,213.79	20,859.82	32,021.75-
27-010-010 SPECIALITY COURT CASH IN BANK	0.00	0.00	0.00	0.00
28-010-010 CASH IN BANK	0.00	0.00	0.00	0.00
29-010-010 CASH IN BANK	0.00	0.00	0.00	0.00
33-010-010 E & O CASH IN BANK	10,905.50-	365.00	0.00	10,540.50-
34-010-010 LIBRARY CASH IN BANK	346,001.39	19,669.27	39,576.28	326,094.38
36-010-010 JURY CASH IN BANK	5,101.79	7.98	2,320.00	2,789.77
37-010-010 CASH IN BANK - STATE COURT COST & F	875.49-	499.79	144.04	519.74-
39-010-010 SUBDIVISION CASH IN BANK	65,052.53	13,200.00	6,637.52	71,615.01
40-010-010 RECORDING FEE CASH N BANK	890,032.28	18,803.00	1,265.05	907,570.23
42-010-010 CASH CHILD ABUSE FUND	0.00	0.00	0.00	0.00
43-010-010 CASH PRETRIAL INTERV PROGRAM FUND	186,194.43	11,500.00	2,820.20	194,874.23
44-010-010 J.P.TECH CASH IN THE BANK	18,460.68	963.87	340.41	19,084.14
46-010-010 O.C. HOLDING ACCOUNT-CASH IN BANK	20,250.00	0.00	0.00	20,250.00
48-010-010 CASH IN BANK	0.00	0.00	0.00	0.00
50-010-010 COUNTY TIF GRANT	95,401.30	0.00	0.00	95,401.30
51-010-010 FEMA 4223 DR TX BANK	0.01	0.00	0.00	0.01
52-010-010 VAWA-GRANT 3015403	4,706.61-	0.00	11,464.29	16,170.90-
53-010-010 VOCA GRANT 3309902 BANK ACCT	42,031.81-	0.00	4,643.62	46,675.43-
54-010-010 CASH IN BANK - HOT CHECK HOLDING	75.00-	99.04	99.04	75.00-
55-010-010 BODY ARMOR-GRANT-3513201	0.00	0.00	0.00	0.00
56-010-010 OFFICER SAFETY - GRANT 35626-01	0.00	0.00	0.00	0.00
57-010-010 J.P. HOLDING ACCOUNT CASH IN BANK	109,122.01	197,190.43	182,276.89	124,035.55
59-010-010 CASH IN BANK - INMATE PH	34,616.17	1,334.07	0.00	35,950.24
62-010-010 CASH IN BANK-COMMUNITY ECONOMIC DEV	3,816.37	0.00	0.00	3,816.37
63-010-010 COUNTY CLERK TECH - CASH IN BANK	2,475.00	34.00	0.00	2,509.00
64-010-010 JUV CASE MGT FUND - CASH IN BANK	125.00	0.00	0.00	125.00
GROUP-TOTAL	756,129.06	2,443,515.91	1,848,367.43	1,351,277.54
REPORT TOTAL	756,129.06	2,443,515.91	1,848,367.43	1,351,277.54

**Pledge Report by Maturity Date**  
Pledge V: WILSON COUNTY

As of 01/31/20  
Page 60

SK Receipt	SK Code	Cusip	ID #	Current Face	Original Face	Description	ASC 320	Moody / S&P	Coupon	Maturity	Book Value	Fair Value
160091286	1001	912838Y46	101087	2,000,000.00	2,000,000.00	U S TREASURY NOTES	AFS	2.625	07/31/2020	1,998,672.25	2,010,546.88	
	1001	34681LHD3	100985	250,000.00	250,000.00	FORT BEND CNTY IX MUD #119 REF GO AG	AFS	A2 / AA	2.500	09/01/2020	250,891.21	251,562.13
	1001	912838Z22	101088	2,000,000.00	2,000,000.00	U S TREASURY NOTES	AFS		1.625	10/15/2020	1,984,274.46	2,000,136.26
	1001	912838M98	101089	2,000,000.00	2,000,000.00	U S TREASURY NOTES	AFS		1.625	11/30/2020	1,981,460.65	2,000,234.38
	1001	912838A83	101090	2,000,000.00	2,000,000.00	U S TREASURY NOTES	AFS		2.375	12/31/2020	1,991,619.95	2,014,218.76
160072529	1001	31397QC22	100721	35,318.76	35,318.76	FNR 2011 17-C MTHLY-25TH	AFS	2.750	03/25/2021	35,341.91	35,037.88	
	1001	912838W61	101125	2,000,000.00	2,000,000.00	U S TREASURY NOTES	AFS	2.250	04/30/2021	2,014,757.97	2,016,562.50	
	1001	912838474	101132	2,000,000.00	2,000,000.00	U S TREASURY NOTES	AFS	2.625	06/15/2021	2,026,567.76	2,028,671.88	
	1001	912838WY2	101136	2,000,000.00	2,000,000.00	U S TREASURY NOTES	AFS	2.250	07/31/2021	2,017,862.30	2,020,312.50	
	1001	9128384W7	101123	2,000,000.00	2,000,000.00	U S TREASURY NOTES	AFS	2.750	08/15/2021	2,033,724.23	2,036,093.76	
237003937	1001	41421QGH4	100998	240,000.00	240,000.00	HARRIS CNTY TX MUD #106 REF GO AGM Q	AFS	NR / AA	3.500	09/01/2021	241,971.66	242,483.43
160074915	1001	3136A0P35	100738	43,066.23	43,066.23	FNR 2011 86-DB MTHLY-25TH	AFS	1.500	09/25/2021	43,038.02	42,484.65	
154066019	1001	3136A0P35	100738	43,066.23	43,066.23	FNR 2011 86-DB MTHLY-25TH	AFS	1.500	09/25/2021	43,038.02	42,484.65	
	1001	3136A0P35	100738	43,066.23	43,066.23	FNR 2011 86-DB MTHLY-25TH	AFS	1.500	09/25/2021	43,038.02	42,484.65	
	1001	3136A0P35	100738	43,066.23	43,066.23	FNR 2011 86-DB MTHLY-25TH	AFS	1.500	09/25/2021	43,038.02	42,484.65	
160059301	1001	3137L1MH9	100585	52,469.79	52,469.79	FNMA #255160	AFS	2.500	02/15/2021	2,035,240.99	2,038,437.50	
160070470	1001	31419GCZ5	100704	137,037.06	137,037.06	FNMA #AE3487	AFS	3.500	03/01/2024	53,106.24	54,652.82	
160070590	1001	3138A2CF4	100700	91,610.04	91,610.04	FNMA #AH0969	AFS	3.500	10/01/2025	138,866.87	143,073.26	
160070471	1001	31412RLX3	100703	169,405.28	169,405.28	FNMA #932842	AFS	3.500	12/01/2025	91,871.85	95,303.07	
160075974	1001	3137AFX2	100785	104,101.05	104,101.05	FNMA #932842	AFS	3.500	12/01/2025	171,034.86	176,869.70	
160076666	1001	3137AGBH2	100795	107,097.48	107,097.48	FHLMC 3941-BE MTHLY-15TH	AFS	2.000	03/15/2026	104,356.44	105,665.80	
154064238	1001	3137AGFS4	100778	102,095.04	102,095.04	FHLMC 3945-BE MTHLY-15TH	AFS	2.000	03/15/2026	107,390.20	106,647.62	
154064655	1001	3137AHV7	100790	78,284.18	78,284.18	FHLMC 3939-EB MTHLY-15TH	AFS	1.750	03/15/2026	102,087.34	101,359.68	
	1001	3140HFS42	101110	2,672,157.36	2,700,000.00	FHLMC 3936-KC MTHLY-15TH	AFS	1.500	03/15/2026	78,154.22	77,309.69	
	1001	3140HFS42	101110	2,672,157.36	2,700,000.00	FHLMC 3936-KC MTHLY-15TH	AFS	1.500	03/15/2026	78,154.22	77,309.69	
154063182	1001	3137ABGQ4	100759	78,184.69	78,184.69	FNMA #BL2338 (DUS BOND)	AFS	3.110	05/01/2026	2,748,466.44	2,802,233.89	
154066543	1001	3137ALHM4	100833	159,916.09	159,916.09	FHLMC 3917-AB MTHLY-15TH	AFS	2.850	07/01/2026	5,067,185.89	5,167,357.99	
154067353	1001	3137AFPN5	100830	114,975.34	114,975.34	FHLMC 3917-AB MTHLY-15TH	AFS	1.750	07/01/2026	78,301.82	77,287.21	
154066456	1001	3137ALSN0	100817	161,062.97	161,062.97	FHR 3998-KG MTHLY-15TH	AFS	2.000	11/15/2026	160,530.99	158,834.66	
154066895	1001	3136A5TK2	100827	147,768.87	147,768.87	FHR 4028-LA MTHLY-15TH	AFS	2.000	01/15/2027	215,977.02	213,448.32	
160078781	1001	3136A6A2	100831	193,876.22	193,876.22	FHLMC 3996-BA MTHLY-15TH	AFS	1.500	02/15/2027	161,015.52	158,339.61	
154068210	1001	3137AREY8	100835	189,558.59	189,558.59	FHLMC 3996-BA MTHLY-15TH	AFS	2.000	03/25/2027	148,148.32	146,649.85	
160088054	1001	3138MEU0	100948	654,883.38	654,883.38	FNR 2012 53-DA MTHLY-25TH	AFS	2.000	05/25/2027	194,464.31	192,255.78	
154073464	1001	3137AVFA0	100848	450,580.12	450,580.12	FNR 2012 53-DA MTHLY-25TH	AFS	1.500	06/15/2027	189,053.51	185,913.28	
154063858	1001	3137AVUQ6	100914	254,522.50	254,522.50	FHR 4120-NC MTHLY-15TH	AFS	2.500	08/01/2027	659,357.98	665,075.00	
154071957	1001	3136AAEF8	100849	295,579.25	295,579.25	FHR 4145-LC MTHLY-15TH	AFS	1.500	10/15/2027	452,356.20	441,244.95	
160084831	1001	3136ADENS	100900	249,765.65	249,765.65	FNR 2012 129-GD MTHLY-25TH	AFS	1.500	12/15/2027	255,035.43	249,035.13	
	1001	3136ADENS	100900	249,765.65	249,765.65	FNR 2012 129-GD MTHLY-25TH	AFS	1.500	12/25/2027	294,935.19	286,988.99	
	1001	3136ADENS	100900	249,765.65	249,765.65	FNR 2012 129-GD MTHLY-25TH	AFS	1.500	02/25/2028	285,578.95	278,110.55	
	1001	3136ADENS	100900	249,765.65	249,765.65	FNR 2012 129-GD MTHLY-25TH	AFS	1.250	04/25/2028	249,679.02	243,164.61	

Note: Refer to the U.S. Government and Agency Rating report for ratings on treasury, agency and pass through securities.



9601 McAllister Freeway, Suite 301, San Antonio, Texas 78216-4633  
 (210) 224-5492  
 (210) 224-8787

**II. Pledge & Safekeeping Reports**

01/30/2020 6:58:39PM MMS1002S 10167 Ref 2.4V36.45

**Pledge Report by Maturity Date**  
Pledge V: WILSON COUNTY

As of 01/31/20  
Page 61

SK Receipt	SK Code	Cusip	ID #	Current Face	Original Face	Description	ASC 320	Moody / S&P	Coupon	Maturity	Book Value	Fair Value
1001	3128MMY20		101109	1,617,212.39	2,200,000.00	FHLMC G#18727	AFS	4.000	03/01/2034	1,678,591.51	1,688,976.19	

Account	Code	Quantity	Unit Cost	Market Value	FNMA #	FHLMC #	Issue Date	Term	Rating	Market Value	Market Value	
1001	31418DCT7	101107	1,673,885.72	2,000,000.00	FNMA #MA3681		06/01/2034	3,000	AFS	1,695,103.23	1,718,871.40	
1001	31418DDP4	101106	4,379,672.30	5,000,000.00	FNMA #MA3709		06/01/2034	2,500	AFS	4,367,689.29	4,434,418.20	
1001	3132D5Y6	101133	4,880,430.60	5,000,000.00	FHLMC #SB8015		11/01/2034	2,500	AFS	4,933,006.74	4,944,486.25	
1001	3132D5Z3	101121	4,847,839.60	5,000,000.00	FHLMC #SB8016		11/01/2034	3,000	AFS	4,981,150.32	4,982,670.14	
154063338	3137AFGL0	100770	232,181.16	1,000,000.00	FHLMC 3925-LD MIHLY-15TH		01/15/2041	2,500	AFS	233,436.96	233,720.30	
									2,569		48,610,624.63	48,921,460.39

Terms: 43

Status Codes: N = New Purchase S = Sold M = Matures C = Called O = Paid Off \* = Pre-refunded I = Impaired

Note: Refer to the U.S. Government and Agency Ratings report for ratings on treasury, agency and pass through securities.

**FIMSOR** (210) 224-5492  
 (210) 224-8787

9601 McAllister Freeway, Suite 301, San Antonio, Texas 78216-4633

II. Pledge & Safekeeping Reports

ACCOUNT NUMBER AND TITLE	STARTING BALANCE	DEBIT BALANCE	CREDIT BALANCE	ENDING BALANCE
65-010-165 COUNTY SEIZURE HOLD CASH IN BANK	69,857.11	5.82	0.00	69,862.93
GROUP-TOTAL	69,857.11	5.82	0.00	69,862.93
67-010-167 CASH IN BANK - BOND I & S	481,443.31	27,033.04	473,595.00	34,881.35
GROUP-TOTAL	481,443.31	27,033.04	473,595.00	34,881.35
72-010-172 FEDERAL SEIZURE CASH IN BANK	498.41	0.00	0.00	498.41
GROUP-TOTAL	498.41	0.00	0.00	498.41
73-010-173 CO. ATTY FORFEITURE FUND	6,320.63	0.00	0.00	6,320.63
GROUP-TOTAL	6,320.63	0.00	0.00	6,320.63
76-010-176 CASH IN BANK CREDIT CARD CLEARING	50,205.75	75,571.54	49,973.18	75,804.11
GROUP-TOTAL	50,205.75	75,571.54	49,973.18	75,804.11
86-010-186 WOODVALLEY ACRES CASH IN BANK I&S	968.29	0.08	10.00	958.37
GROUP-TOTAL	968.29	0.08	10.00	958.37
90-010-190 4TH COURT OF APPEALS CASH IN BANK	1,409.80	325.00	715.00	1,019.80
GROUP-TOTAL	1,409.80	325.00	715.00	1,019.80
93-010-193 ST TAX ACCT CASH IN BANK	88,486.25	27,371.92	111,901.35	3,956.82
GROUP-TOTAL	88,486.25	27,371.92	111,901.35	3,956.82
95-010-195 LAW LIBRARY CASH IN BANK	60,348.66	1,960.05	0.00	62,308.71
GROUP-TOTAL	60,348.66	1,960.05	0.00	62,308.71
96-010-196 CO ATTY ACCT CASH IN BANK	29,815.70	47.50	577.38	29,285.82
GROUP-TOTAL	29,815.70	47.50	577.38	29,285.82
97-010-197 CIVIL PREPAR CASH IN BANK	199,231.83	6,116.84	0.00	205,348.67
GROUP-TOTAL	199,231.83	6,116.84	0.00	205,348.67
REPORT TOTAL	988,585.74	138,431.79	636,771.91	490,245.62

**CHECKING ACCOUNTS INTEREST FORM**

FOR THE MONTH OF JANUARY 2020

<b>Bank Account Name</b>	<b>Account Number</b>	<b>Int. Rate</b>	<b>Amt of Interest</b>
Wilson County General Funds	12-100-610	0.10%	\$97.43
Wilson County Sheriff's Seizure	65-050-001	0.10%	\$5.82
Wilson County Construction Interest & Sinking	67-100-600	0.10%	\$38.69
Wood Valley Interest and Sinking	86-100-601	0.09%	\$0.08
State Tax Account Interest and Sinking	93-100-001	0.10%	\$8.58
Law Library Interest and Sinking	95-100-415	0.10%	\$5.05
HB #825 Attorney Account	96-100-001	0.10%	\$2.50
Civil Preparedness	97-100-118	0.10%	\$16.84
<b>TOTAL</b>			<b>\$174.99</b>

ACCOUNT NUMBER AND TITLE	STARTING BALANCE	DEBIT BALANCE	CREDIT BALANCE	ENDING BALANCE
12-025-075 INVESTMENTS - TEXPOOL	14,542,072.46	0.00	1,000,000.00	13,542,072.46
GROUP-TOTAL	14,542,072.46	0.00	1,000,000.00	13,542,072.46
12-025-090 INVESTMENT IN CD #30668	200,000.00	0.00	0.00	200,000.00
GROUP-TOTAL	200,000.00	0.00	0.00	200,000.00
65-010-075 COUNTY SEIZURE CD #30311	1,978.29	0.00	0.00	1,978.29
GROUP-TOTAL	1,978.29	0.00	0.00	1,978.29
67-010-075 CASH IN BANK - TEXAS CLASS	24,124.29	38.00	0.00	24,162.29
GROUP-TOTAL	24,124.29	38.00	0.00	24,162.29
80-010-075 JACKSON MEM PARK CD #30461	15,777.19	0.00	0.00	15,777.19
GROUP-TOTAL	15,777.19	0.00	0.00	15,777.19
88-010-076 DEWEES REM HOUSE CD #31515	8,931.57	0.00	0.00	8,931.57
GROUP-TOTAL	8,931.57	0.00	0.00	8,931.57
95-010-075 LAW LIBRARY CD #30030	50,899.22	6.28	0.00	50,905.50
GROUP-TOTAL	50,899.22	6.28	0.00	50,905.50
97-010-075 CIVIL PREPARENESS CD #30434	311,596.61	76.83	0.00	311,673.44
GROUP-TOTAL	311,596.61	76.83	0.00	311,673.44
REPORT TOTAL	15,155,379.63	121.11	1,000,000.00	14,155,500.74

WILSON COUNTY  
INVESTMENT TYPE CD  
JANUARY 2020

CERTIFICATES OF DEPOSIT

DESCRIPTION	CD #	ORIGINATION DATE	ORIGINATION AMOUNT	MATURITY DATE	INTEREST PAYS	INTEREST RATE	CONTRIBUTION AMOUNT	WITHDRAWAL AMOUNT	INTEREST PAID	ENDING BOOK BALANCE
General Funds	30668	08/11/10	\$200,000.00	01/05/20	Monthly	1.10%		\$186.85	\$186.85	\$200,000.00
Sheriff Seizure Acct	30311	11/16/08	\$1,978.29	11/13/20	Yearly	0.90%				\$1,978.29
Jackson Memorial Fund	31509	05/20/11	\$15,777.19	05/18/20	Yearly	0.80%				\$15,777.19
Deweess Remschel House	31515	11/18/13	\$8,931.57	06/18/20	Yearly	0.90%				\$8,931.57
Law Library	30030	11/11/08	\$50,899.22	01/14/20	Monthly	0.15%			\$6.28	\$50,905.50
Civil Preparedness	30434	11/17/09	\$311,596.61	01/20/20	Monthly	0.30%			\$76.83	\$311,673.44
<b>Totals</b>			<b>\$589,182.88</b>			<b>0.69%</b>			<b>\$269.96</b>	<b>\$589,265.99</b>

INVESTMENT POOL - TEXPOOL

DESCRIPTION	INTEREST PAYS	INTEREST RATE	BEGINNING PRINCIPAL	CONTRIBUTION AMOUNT	WITHDRAWAL AMOUNT	MONTHLY INTEREST PAID	ENDING BOOK VALUE
449/7880600001	Monthly	1.5908%	\$14,542,072.46	\$0.00	\$1,019,624.39	\$19,624.39	\$13,542,072.46

CLASS - WILSON COUNTY COUNSTRUCTION INTEREST & SINKING ACCOUNT

DESCRIPTION	INTEREST PAYS	INTEREST RATE	BEGINNING PRINCIPAL	CONTRIBUTION AMOUNT	WITHDRAWAL AMOUNT	MONTHLY INTEREST PAID	ENDING BOOK VALUE
TX-01-0499-0002 Int & Sinking Construct Acct	Monthly	1.86%	\$24,124.29			\$38.00	\$24,162.29

Total Investments

\$14,155,500.74



**TEXAS CLASS INTEREST  
JANUARY 2020**

Date	Daily Rate (%)	YTD Yield (%)	7-Day Yield (%)	WAM Days to Reset	WAM Days to Final	Daily Dividend	Net Asset Value (NAV)
1/1/2020	1.9404	1.9404	1.8989	52	72	5.30164E-05	1.00014502
1/2/2020	1.8951	1.9178	1.901	52	72	5.17787E-05	1.0002013
1/3/2020	1.8851	1.9069	1.9017	55	75	5.15055E-05	1.00012998
1/4/2020	1.8851	1.9014	1.9024	55	75	5.15055E-05	1.00012998
1/5/2020	1.8851	1.8982	1.9031	55	75	5.15055E-05	1.00012998
1/6/2020	1.8851	1.896	1.9023	56	74	5.15055E-05	1.0002027
1/7/2020	1.8851	1.8944	1.8944	55	74	5.15055E-05	1.0001902
1/8/2020	1.8751	1.892	1.8851	55	75	5.12322E-05	1.00019523
1/9/2020	1.8751	1.8901	1.8822	55	77	5.12322E-05	1.00019451
1/10/2020	1.8751	1.8886	1.8808	55	77	5.12322E-05	1.00012597
1/11/2020	1.8751	1.8874	1.8794	55	77	5.12322E-05	1.00012597
1/12/2020	1.8751	1.8864	1.878	55	77	5.12322E-05	1.00012597
1/13/2020	1.8651	1.8847	1.8751	55	76	5.0959E-05	1.00019137
1/14/2020	1.8651	1.8833	1.8722	56	78	5.0959E-05	1.00018468
1/15/2020	1.8651	1.8821	1.8708	56	79	5.0959E-05	1.00018322
1/16/2020	1.8551	1.8804	1.868	57	80	5.06858E-05	1.00019941
1/17/2020	1.8451	1.8784	1.8637	57	81	5.04126E-05	1.00008064
1/18/2020	1.8451	1.8765	1.8594	57	81	5.04126E-05	1.00008064
1/19/2020	1.8451	1.8749	1.8551	57	81	5.04126E-05	1.00008064
1/20/2020	1.8451	1.8734	1.8522	57	81	5.04126E-05	1.00008064
1/21/2020	1.8451	1.872	1.8494	56	80	5.04126E-05	1.00017095
1/22/2020	1.8451	1.8708	1.8465	56	79	5.04126E-05	1.00019051
1/23/2020	1.8451	1.8697	1.8451	58	80	5.04126E-05	1.00020525
1/24/2020	1.8351	1.8682	1.8437	58	81	5.01393E-05	1.00012306
1/25/2020	1.8351	1.8669	1.8422	58	81	5.01393E-05	1.00012306
1/26/2020	1.8351	1.8657	1.8408	58	81	5.01393E-05	1.00012306
1/27/2020	1.8251	1.8642	1.838	56	79	4.98661E-05	1.00019783
1/28/2020	1.8251	1.8628	1.8351	57	80	4.98661E-05	1.00018947
1/29/2020	1.8151	1.8611	1.8308	57	80	4.95929E-05	1.00019108
1/30/2020	1.8151	1.8596	1.8265	56	80	4.95929E-05	1.00018355
1/31/2020	1.8151	1.8582	1.8237	56	80	4.95929E-05	1.00013465



Print

# TexPool

## Daily Performance from 02-01-2020 to 02-29-2020

As of Date	Daily Net Yield (%)	Dividend Factor	7 Day Net Yield (%)	Daily Assets (\$)	NAV (\$)	Weighted Average Maturity (WAM)	Weighted Average Life (WAL)
02-01-2020	1.5968	0.000043747	1.5800	27,591,000,523.58	1.00009	29	91
02-02-2020	1.5968	0.000043747	1.5800	27,591,000,523.58	1.00009	29	91
02-03-2020	1.5827	0.000043363	1.5900	27,944,879,783.05	1.00008	26	88
02-04-2020	1.5776	0.000043223	1.5900	28,170,782,549.55	1.00008	27	87
02-05-2020	1.5991	0.000043811	1.5900	28,246,753,616.96	1.00007	27	88
02-06-2020	1.5972	0.000043760	1.5900	28,516,446,320.29	1.00007	27	86
02-07-2020	1.5937	0.000043662	1.5900	28,644,345,529.85	1.00008	27	85
02-08-2020	1.5937	0.000043662	1.5900	28,644,345,529.85	1.00008	27	85
02-09-2020	1.5937	0.000043662	1.5900	28,644,345,529.85	1.00008	27	85
02-10-2020	1.5905	0.000043576	1.5900	28,692,243,680.81	1.00008	26	85
02-11-2020	1.5907	0.000043581	1.5900	28,780,197,721.10	1.00008	28	86
02-12-2020	1.5908	0.000043583	1.3700	28,708,636,748.00	1.00008	27	85
02-13-2020	1.5893	0.000043543	1.5900	28,319,871,701.03	1.00008	28	87
02-14-2020	1.5886	0.000043522	1.5900	28,183,257,920.70	1.00009	29	89
02-15-2020	1.5886	0.000043522	1.5900	28,183,257,920.70	1.00009	29	89
02-16-2020	1.5886	0.000043522	1.5900	28,183,257,920.70	1.00009	29	89
02-17-2020	1.5886	0.000043522	1.5900	28,183,257,920.70	1.00009	29	89
02-18-2020	1.5929	0.000043640	1.5900	28,068,408,692.54	1.00009	27	87
02-19-2020	1.5950	0.000043698	1.5900	28,515,679,489.01	1.00008	27	87
02-20-2020	1.6021	0.000043894	1.5900	28,386,391,006.18	1.00009	28	89
02-21-2020	1.5906	0.000043577	1.5900	28,460,651,172.43	1.00010	29	91
02-22-2020	1.5906	0.000043577	1.5900	28,460,651,172.43	1.00010	29	91
02-23-2020	1.5906	0.000043577	1.5900	28,460,651,172.43	1.00010	29	91
02-24-2020	1.5833	0.000043379	1.5900	28,381,686,732.48	1.00011	28	91

02-25-2020	1.5928	0.000043637	1.5900	28,338,614,413.59	1.00011	30	92
02-26-2020	1.5926	0.000043633	1.5900	28,283,724,134.50	1.00012	29	92
02-27-2020	1.5901	0.000043565	1.5900	28,260,341,750.00	1.00015	30	93
02-28-2020	1.5821	0.000043344	1.5900	28,102,718,569.71	1.00024	30	99
02-29-2020	1.5821	0.000043344	1.5900	28,102,718,569.71	1.00024	30	99

**Monthly Performance** from 02-29-2020 to 02-29-2020

As of Date	Average Monthly Rate (%)	Average Monthly Dividend Factor	Average Monthly 7 Day Rate (%)	Average Monthly Balance (\$)	Weighted Average Maturity (WAM)	Weighted Average Life (WAL)	Participants
02-29-2020	1.5908	0.000043582	1.5817	28,312,073,045.36	28	89	2602

Performance quoted represents past performance which is no guarantee of future results. Investment return will vary. The value of an investment, when redeemed, may be worth more or less than the original cost. Current performance may be lower or higher than what is stated.

An investment in the Pool is not insured or guaranteed by any government or government agency. Although the manager of the Pool seeks to preserve principal, it is possible to lose money by depositing money in the Pool.

For more complete information, see the investment policy and information statement available on this website. You should consider the investment's objectives, risks, charges, and expenses carefully before investing. Information about these and other important subjects is in the investment policy and information statement which you should read carefully before investing.

Please note that daily fund prices, dividend factors and yield information (collectively, the "Pricing Information") are posted to this web page at approximately 4:00 p.m. ET and are updated each day that the New York Stock Exchange is open for regular trading. Daily gross yields and 7 day unsubsidized net yields are updated at approximately 8:30 p.m. ET. Daily fund prices, dividend factors, and yield information are subject to normal quality control, validation, and verification after such posting, and prior to 10:00 a.m. ET the next business day, remain subject to change. Taxable Money Market Fund daily dividend factors, may include short term capital gains. Please take this into consideration when using this information.

Federated Investment Counseling

Not FDIC Insured  
May Lose Value  
No Bank Guarantee

Copyright © 2020 Federated Investors, Inc.

Copyright Policy



TexPool Participant Services  
c/o Federated Investors, Inc.

Print

**Transactions by Type of Activity - Broker CD's**

Process/ Settlement Date	Activity Type	Description	Quantity	Price	Accrued Interest	Amount	Currency
<b>Dividends and Interest</b>							
1/15/2020	BOND INTEREST RECEIVED	249000 AMERICAN FIRST CR UN BREA CALIF SH CTF ACT/365 MONTHLY 2.550% 09/15/20 B/E DTD 03/15/19 RD 09/30 PD 10/15/19				539.27	USD

<b>Total Dividends and Interest</b>					\$0.00	\$539.27	USD
<b>Total Value of Transactions</b>					\$0.00	\$539.27	USD

**Portfolio Holdings**

FIXED INCOME 99.00% of Portfolio

Certificates of Deposit Quantity	Description	Market Price	Market Value	Accrued Interest	Estimated Annual Income	Estimated Yield	Net Change in Portfolio
243,000.00	AFFINITY FED CR UN BASKING RIDGE N J SH CTF ACT/365 2.700% 03/20/20 B/E DTD 03/22/19	100.159	243,386.37	5,662.23	6,561.00	2.69%	-160.38
24,000.00	UMPQUA BK ROSEBURG ORE CTF DEP ACT/365 1.850% 03/27/20 B/E DTD 09/27/19 YLD 1.850 TO MAT	100.053	24,012.72	153.27	444.00	1.84%	1.92
249,000.00	AMERICAN FIRST CR UN BREA CALIF SH CTF ACT/365 MONTHLY 2.550% 09/15/20 B/E DTD 03/15/19 N/C	100.578	250,439.22	278.33	6,349.50	2.53%	-139.44
246,000.00	JPMORGAN CHASE BK NA COLUMBUS OHIO CTF DEP ACT/365 2.650% 03/15/21 B/E DTD 03/15/19 CLB CLB 03/15/20 @100.000	100.120	246,925.20	2,464.72	6,519.00	2.64%	-179.58
247,000.00	BMW BK NORTH AMER SALT LAKE CITY UTAH CTF DEP ACT/365 1.850% 09/27/21 B/E DTD 09/27/19 ACT/365	100.275	247,679.25	1,577.42	4,569.50	1.84%	39.52
1,009,000.00	<b>TOTAL CERTIFICATES OF DEPOSIT</b>		1,012,442.76	10,135.97	24,443.00		-437.96

CASH, MONEY FUNDS AND BANK DEPOSITS

**TOTAL GD'S ENDING ACCOUNT VALUE AS OF JANUARY 31, 2020**

\$1,014,624.51 \$10,135.97 \$24,443.00 -437.96

\*\* Net Change in Portfolio is the difference between the ending account value and beginning account value after activity.

WILSON COUNTY, TEXAS  
SCHEDULE OF INDEBTEDNESS  
Jan-20

<b>LEASE PURCHASES</b>	<b>SERIES</b>	<b>DATE</b>	<b>INTEREST</b>	<b>TOTAL AMOUNT</b>	<b>TOTAL</b>
Precinct No. 1 Peterbilt Truck	32 of 60	9/25/2017	2.590%	\$116,266.41	\$63,876.96
Precinct No. 1 Asphalt Zipper	41 of 60	6/4/2018	3.690%	\$143,580.00	\$100,940.79
Precinct No. 1 Volvo Wheel Loader	58 of 60	11/25/2019	3.690%	\$165,959.00	\$160,905.43
Precinct No. 2 Truck	17 of 60	5/3/2016	2.340%	\$111,696.01	\$31,073.49
Precinct No. 2 Caterpillar 12M3 Motor Grader	23 of 60	10/16/2017	4.200%	\$232,684.00	\$133,986.41
Precinct No. 3 Peterbilt Dump Truck	38 of 60	12/12/2017	2.5900%	\$116,266.11	\$75,868.65
Precinct No. 3 Water Truck	22 of 36	11/9/2018	3.8900%	\$49,000.00	\$30,619.73
Precinct No. 3 Volvo Wheel Loader	59 of 60	12/9/2019	3.6900%	\$123,150.00	\$121,277.88
Precinct No. 4 Peterbilt Dump Truck	40 of 60	4/23/2018	3.5240%	\$114,212.99	\$76,512.96
Precinct No. 4 Peterbilt Dump Truck	42 of 60	6/7/2018	3.7400%	\$114,196.57	\$82,147.16
<b>TOTAL LEASE PURCHASES</b>				<b>\$1,287,011.09</b>	<b>\$877,209.46</b>
<b>BONDED DEBT</b>					
Series 2014 Limited Tax Refunding Bond	2014	2/20/2014	2.50%	\$8,215,000.00	\$6,730,000.00
<b>GRAND TOTAL</b>				<b>\$9,502,011.09</b>	<b>\$7,607,209.46</b>

Jan Hartl  
County Treasurer  
Wilson County

**AFFIDAVIT  
WILSON COUNTY TREASURER'S REPORT  
FOR THE MONTH OF JANUARY 2020  
REGULAR TERM**

We, the undersigned County Commissioners and County Judge of Wilson County, have compared, and examined the report of Jan Hartl, County Treasurer of Wilson County, for the month of JANUARY. Finding same correct and Article 114.026 of the Local Government Code has been complied with, we have caused an order to be entered upon the minutes of Commissioners' Court meeting stating the approval of Treasurer's report by our court. The amount of cash and other amounts in the custody of the County Treasurer, Jan Hartl, for JANUARY are:


WILSON COUNTY GENERAL FUNDS	1,351,277.54
OTHER BANK ACCOUNTS	490,245.62
TOTAL	<u>1,841,523.16</u>


INVESTMENTS:	
CERTIFICATES OF DEPOSIT	589,265.99
TEXPOOL	13,542,072.46
TEXAS CLASS - CONSTRUCTION INTEREST & SINKING	24,162.29
FINANCIAL NORTHEASTERN SERVICES - BROKER CD'S	1,000,000.00
TOTAL	<u>15,155,500.74</u>


TOTAL 16,997,023.90

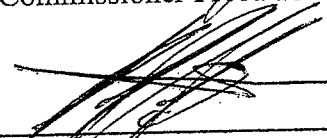
COMBINED INDEBTEDNESS 7,607,209.46

WITNESS our hands, officially this the 23rd day of MARCH 2020


  
\_\_\_\_\_  
County Judge

  
\_\_\_\_\_  
Commissioner Prec. #1

  
\_\_\_\_\_  
Commissioner Prec. #3

  
\_\_\_\_\_  
Commissioner Prec. #4

  
  
\_\_\_\_\_  
Commissioner Prec. #2

  
\_\_\_\_\_  
Eva S. Martinez  
County Clerk, Wilson County