

July 22, 2019

*The Honorable Commissioners' Court  
Wilson County  
Floresville, TX 78114*

*Honorable Members of the Court:*

*In compliance with Article 114.026 of the Local Government Code, and also in compliance with House Bill 2459, Public Funds Investment Act, this monthly report and investment report for the month ending May 31, 2019 is submitted for your review for the recording in the minutes of the court.*


*The investments have been made in compliance with Wilson County's investment policy. It will be the objective of the county to earn the maximum rate of return allowed on its investments within policies imposed by its safety and liquidity objectives.*

*In accordance with House Bill 2459, Wilson County has diversified its portfolio. The total balance of all funds is \$15,415,818.92. Wilson County has 0.08% in Cash Management Accounts, 0.04% in Certificates of Deposits, 0.81% in Texpool, 0.07% in Broker CD's, and 0.00% in Texas Class. The deposits and withdrawals of the accounts are listed on the following pages.*

*Investments are made with the intention of holding to maturity, but with the ability to liquidate should funds be needed. Total interest earned for the month ending May 31, 2019 is \$25,334.61. The average rate of return for the month being 1.81%.*

*It is an honor for me, as your County Treasurer to serve the Court and the citizens as the Certified Investment Officer for Wilson County.*

*Respectfully Submitted,*



*Jan Hartl  
Wilson County Treasurer*

ACCOUNT NUMBER AND TITLE	STARTING BALANCE	DEBIT BALANCE	CREDIT BALANCE	ENDING BALANCE
12-010-010 CASH IN BANK GENERAL FUND	3,162,467.68-	1,712,057.13	1,403,771.33	2,854,181.88-
20-010-010 CASH IN BANK LEASE ACCT	40,745.71	0.00	0.00	40,745.71
21-010-010 R&B #1 CASH IN BANK	521,477.51	26,264.26	60,298.86	487,442.91
22-010-010 R&B #2 CASH IN BANK	796,815.83	42,976.03	110,411.71	729,380.15
23-010-010 R & B #3 CASH IN BANK	395,898.89	31,527.15	148,808.80	278,617.24
24-010-010 R&B #4 CASH IN BANK	646,498.93	44,844.70	110,737.16	580,606.47
25-010-010 TOTAL CASH IN BANK CIVIL FEES REPOR	600.01	9,026.80	780.00	8,846.81
26-010-010 CASH COURTHOUSE SECURITY	74,844.71-	3,006.07	32,396.01	104,234.65-
33-010-010 E & O CASH IN BANK	7,195.50-	360.00	0.00	6,835.50-
34-010-010 LIBRARY CASH IN BANK	289,188.01	10,891.18	40,138.24	259,940.95
36-010-010 JURY CASH IN BANK	3,221.80-	3,468.59	760.00	513.21-
37-010-010 CASH IN BANK - STATE COURT COST & F	426.53-	953.00	593.00	66.53-
39-010-010 SUBDIVISION CASH IN BANK	66,179.62	400.00	6,191.25	60,388.37
40-010-010 RECORDING FEE CASH N BANK	790,045.75	18,888.44	3,539.83	805,394.36
42-010-010 CASH CHILD ABUSE FUND	0.00	0.00	0.00	0.00
43-010-010 CASH PRETRIAL INTERV PROGRAM FUND	171,149.13	16,850.00	5,493.71	182,505.42
44-010-010 J.P.TECH CASH IN THE BANK	31,752.88	1,810.73	1,870.45	31,693.16
46-010-010 O.C. HOLDING ACCOUNT-CASH IN BANK	21,750.00	0.00	0.00	21,750.00
50-010-010 COUNTY TIF GRANT	72,907.27	0.00	0.00	72,907.27
51-010-010 FEMA 4223 DR TX BANK	0.01-	0.00	0.00	0.01-
52-010-010 VAWA-GRANT 3015403	7,513.10-	0.00	15,995.13	23,508.23-
53-010-010 VOCA GRANT 3309902 BANK ACCT	21,449.11-	0.00	7,276.39	28,725.50-
54-010-010 CASH IN BANK - HOT CHECK HOLDING	75.00-	517.41	517.41	75.00-
55-010-010 BODY ARMOR-GRANT-3513201	0.00	0.00	0.00	0.00
56-010-010 OFFICER SAFETY - GRANT 35626-01	0.00	0.00	57,661.00	57,661.00-
57-010-010 J.P. HOLDING ACCOUNT CASH IN BANK	27,626.26	248,804.02	232,520.47	43,909.81
59-010-010 CASH IN BANK - INMATE PH	29,777.78	0.00	0.00	29,777.78
62-010-010 CASH IN BANK-COMMUNITY ECONOMIC DEV	3,816.37	0.00	0.00	3,816.37
63-010-010 COUNTY CLERK TECH - CASH IN BANK	2,237.00	44.00	0.00	2,281.00
64-010-010 JUV CASE MGT FUND - CASH IN BANK	120.00	0.00	0.00	120.00
GROUP-TOTAL	631,393.51	2,172,689.51	2,239,760.75	564,322.27
REPORT TOTAL	631,393.51	2,172,689.51	2,239,760.75	564,322.27

SK Receipt	Code	Cusip	ID #	Current Face	Original Face	Description	ASC 320	Moody / S&P	Coupon	Maturity	Book Value	Fair Value
160091286	1001	91283XY46	101087	2,000,000.00	2,000,000.00	U S TREASURY NOTES	AFS		2.625	07/31/2020	1,996,875.02	2,006,328.12
	1001	346831LHD3	100985	250,000.00	250,000.00	FORT BEND CNTY TX MUD #119 REF GO AG	AFS	A2 / AA	2.500	09/01/2020	251,909.73	251,392.82
	1001	91283XZ2Z	101088	2,000,000.00	2,000,000.00	U S TREASURY NOTES	AFS		1.625	10/15/2020	1,969,283.20	1,981,093.76
	1001	91283BM98	101089	2,000,000.00	2,000,000.00	U S TREASURY NOTES	AFS		1.625	11/30/2020	1,966,470.10	1,979,296.88
	1001	91283A83	101090	2,000,000.00	2,000,000.00	U S TREASURY NOTES	AFS		2.375	12/31/2020	1,987,206.43	2,002,265.62
	1001	31397QC22	100721	78,269.30	78,269.30	EN11 17-CJ MTHLY-25TH	AFS		2.750	03/25/2021	77,542.11	77,542.11
	1001	414210GH4	100998	240,000.00	240,000.00	HARRIS CNTY TX MUD #106 REF GO AGM Q	AFS	NR / AA	3.500	09/01/2021	244,224.98	243,207.95
	1001	3136A0P35	100758	80,445.28	80,445.28	FNR 2011 86-DB MTHLY-25TH	AFS		1.500	09/25/2021	80,370.85	78,807.52
	154066019	1001	3134G3ES8	64,838.16	64,838.16	MLAN 2012 1-A10 MTHLY-15TH (FHLMC ISS)	AFS		2.060	01/15/2022	65,282.06	63,320.46
	160059301	1001	31371LMH9	68,537.73	68,537.73	ENMA #255160	AFS		3.500	03/01/2024	69,492.00	70,974.75
	160070470	1001	31419GCT5	169,950.00	169,950.00	ENMA #AE5487	AFS		3.500	12/01/2025	172,436.88	174,358.08
	160070471	1001	3138A2CF4	115,695.47	115,695.47	ENMA #AH0969	AFS		3.500	12/01/2025	116,055.75	118,696.32
	160075974	1001	3137AFXP2	142,839.73	142,839.73	ENMA #932842	AFS		2.000	03/15/2026	143,278.02	144,470.85
	160076666	1001	3137AGBE2	147,495.49	147,495.49	FHLMC 3941-BE MTHLY-15TH	AFS		2.000	03/15/2026	139,042.86	136,085.85
	154064655	1001	3137AH4V7	139,055.99	139,055.99	FHLMC 3945-BJ MTHLY-15TH	AFS		1.750	03/15/2026	144,470.85	144,470.85
	154063182	1001	3137AEGP4	115,821.52	115,821.52	FHLMC 3939-EB MTHLY-15TH	AFS		1.500	03/15/2026	115,561.94	113,221.52
	154066643	1001	3137ALHM4	103,039.65	103,039.65	FHLMC 3936-KC MTHLY-15TH	AFS		1.750	07/15/2026	103,221.76	100,735.11
	154067353	1001	3137APFN5	192,833.88	192,833.88	FHLMC 3917-AB MTHLY-15TH	AFS		2.000	11/15/2026	193,685.88	188,432.81
	154066456	1001	3137ALSN0	238,562.51	238,562.51	FHR 3998-KG MTHLY-15TH	AFS		2.000	01/15/2027	239,907.45	252,392.09
	154066895	1001	3136ASTK2	196,202.67	196,202.67	FHR 4029-LA MTHLY-15TH	AFS		1.500	02/15/2027	196,139.28	189,380.82
	160078781	1001	3136A6AA2	185,330.92	185,330.92	EN12 33-CD MTHLY-25TH	AFS		2.000	03/25/2027	185,878.13	180,827.94
	154068210	1001	3137AREY8	215,498.19	215,498.19	FNR 2012 53-DA MTHLY-15TH	AFS		2.000	03/25/2027	240,033.04	232,885.65
	160088054	1001	3137AVFA0	778,702.90	778,702.90	FNR 2012 139-GD MTHLY-25TH	AFS		2.500	08/01/2027	784,401.18	774,274.03
	154073464	1001	3137AWUQ6	542,969.58	542,969.58	ENMA #AP4742	AFS		1.500	10/15/2027	545,274.86	522,676.45
	154063858	1001	3136AAEFS	306,739.19	306,739.19	FHR 4185-LC MTHLY-15TH	AFS		1.500	12/15/2027	307,420.64	294,094.21
	154071957	1001	3136ABU24	338,510.57	338,510.57	FNR 2013 7-A-D MTHLY-25TH	AFS		1.500	12/25/2027	340,203.71	323,888.50
	160084831	1001	3136ADEN5	298,204.64	298,204.64	FNR 2013 36-JC MTHLY-25TH	AFS		1.250	04/25/2028	298,095.28	284,439.00
	154063858	1001	3137AFGL0	290,292.74	290,292.74	FHLMC 3923-LD MTHLY-15TH	AFS		2.500	01/15/2041	292,019.75	284,801.10
			Items 31	14,109,747.97	40,790,000.00				2.087		14,059,244.01	13,960,076.08

Status Codes : N = New Purchase S = Sold M = Maturity C = Called O = Paid Off \* = Pre-refunded T = ASC 320 Transfer I = Impaired  
Note: Refer to the U.S. Government and Agency Ratings report for ratings on treasury, agency and pass through securities.

ACCOUNT NUMBER AND TITLE	STARTING BALANCE	DEBIT BALANCE	CREDIT BALANCE	ENDING BALANCE
65-010-165 COUNTY SEIZURE HOLD CASH IN BANK	69,810.55	5.82	0.00	69,816.37
GROUP-TOTAL	69,810.55	5.82	0.00	69,816.37
67-010-167 CASH IN BANK - BOND I & S	135,779.46	7,665.62	0.00	143,445.08
GROUP-TOTAL	135,779.46	7,665.62	0.00	143,445.08
72-010-172 FEDERAL SEIZURE CASH IN BANK	498.41	0.00	0.00	498.41
GROUP-TOTAL	498.41	0.00	0.00	498.41
73-010-173 CO. ATTY FORFEITURE FUND	6,320.63	0.00	0.00	6,320.63
GROUP-TOTAL	6,320.63	0.00	0.00	6,320.63
76-010-176 CASH IN BANK CREDIT CARD CLEARING	83,199.15	67,256.06	382.50	150,072.71
GROUP-TOTAL	83,199.15	67,256.06	382.50	150,072.71
86-010-186 WOODVALLEY ACRES CASH IN BANK I&S	72,589.86	575.68	143.94	73,021.60
GROUP-TOTAL	72,589.86	575.68	143.94	73,021.60
90-010-190 4TH COURT OF APPEALS CASH IN BANK	1,724.80	315.00	1,345.00	694.80
GROUP-TOTAL	1,724.80	315.00	1,345.00	694.80
93-010-193 ST TAX ACCT CASH IN BANK	17,539.99	25,975.02	0.00	43,515.01
GROUP-TOTAL	17,539.99	25,975.02	0.00	43,515.01
95-010-195 LAW LIBRARY CASH IN BANK	45,458.11	1,733.84	924.04	46,267.91
GROUP-TOTAL	45,458.11	1,733.84	924.04	46,267.91
96-010-196 CO ATTY ACCT CASH IN BANK	31,676.86	77.65	32.45	31,722.06
GROUP-TOTAL	31,676.86	77.65	32.45	31,722.06
97-010-197 CIVIL PREPAR CASH IN BANK	166,785.15	3,914.05	0.00	170,699.20
GROUP-TOTAL	166,785.15	3,914.05	0.00	170,699.20
REPORT TOTAL	631,382.97	107,518.74	2,827.93	736,073.78

ACCOUNT NUMBER AND TITLE	STARTING BALANCE	DEBIT BALANCE	CREDIT BALANCE	ENDING BALANCE
12-025-075 INVESTMENTS - TEXPOOL	12,542,072.46	0.00	1,000,000.00	11,542,072.46
GROUP-TOTAL	12,542,072.46	0.00	1,000,000.00	11,542,072.46
12-025-085 INVESTMENTS - PERSHING LLC	1,000,000.00	0.00	0.00	1,000,000.00
GROUP-TOTAL	1,000,000.00	0.00	0.00	1,000,000.00
12-025-090 INVESTMENT IN CD #30668	200,000.00	0.00	0.00	200,000.00
GROUP-TOTAL	200,000.00	0.00	0.00	200,000.00
65-010-075 COUNTY SEIZURE CD #30311	1,966.49	0.00	0.00	1,966.49
GROUP-TOTAL	1,966.49	0.00	0.00	1,966.49
67-010-075 CASH IN BANK - TEXAS CLASS	23,765.40	51.67	0.00	23,817.07
GROUP-TOTAL	23,765.40	51.67	0.00	23,817.07
80-010-075 JACKSON MEM PARK CD #30461	15,683.09	0.00	0.00	15,683.09
GROUP-TOTAL	15,683.09	0.00	0.00	15,683.09
88-010-076 DEWEES REM HOUSE CD #31515	8,878.30	0.00	0.00	8,878.30
GROUP-TOTAL	8,878.30	0.00	0.00	8,878.30
95-010-075 LAW LIBRARY CD #30030	50,849.06	6.27	0.00	50,855.33
GROUP-TOTAL	50,849.06	6.27	0.00	50,855.33
97-010-075 CIVIL PREPARENESS CD #30434	310,982.64	51.12	0.00	311,033.76
GROUP-TOTAL	310,982.64	51.12	0.00	311,033.76
REPORT TOTAL	14,154,197.44	109.06	1,000,000.00	13,154,306.50

CERTIFICATES OF DEPOSIT

DESCRIPTION	CD #	ORIGINATION DATE	ORIGINATION AMOUNT	MATURITY DATE	INTEREST PAYS	INTEREST RATE	CONTRIBUTION AMOUNT	WITHDRAWAL AMOUNT	INTEREST PAID	ENDING BOOK BALANCE
General Funds	30668	08/11/10	\$200,000.00	04/04/18	Monthly	0.55%		\$131.51	\$131.51	\$200,000.00
Sheriff Seizure Acct	30311	11/16/08	\$1,966.49	11/14/19	Yearly	0.45%				\$1,966.49
Jackson Memorial Fund	31509	05/20/11	\$15,683.09	05/18/19	Yearly	0.50%				\$15,683.09
Deweese Remschel House	31515	11/18/13	\$8,878.30	06/18/19	Yearly	0.60%				\$8,878.30
Law Library	30030	11/11/08	\$50,849.06	05/20/19	Monthly	0.15%			\$6.27	\$50,855.33
Civil Preparedness	30434	04/17/09	\$310,982.64	05/25/19	Monthly	0.20%			\$51.12	\$311,033.76
Totals			\$888,359.58			0.41%			\$188.90	\$588,416.97

INVESTMENT POOL - TEXPOOL

DESCRIPTION	INTEREST PAYS	INTEREST RATE	BEGINNING PRINCIPAL	CONTRIBUTION AMOUNT	WITHDRAWAL AMOUNT	MONTHLY INTEREST PAID	ENDING BOOK VALUE
449/7880600001	Monthly	2.4344%	\$12,542,072.46		\$1,025,503.63	\$25,503.63	\$11,542,072.46

S CLASS - WILSON COUNTY COUNSTRUCTION INTEREST & SINKING ACCOUNT

DESCRIPTION	INTEREST PAYS	INTEREST RATE	BEGINNING PRINCIPAL	CONTRIBUTION AMOUNT	WITHDRAWAL AMOUNT	MONTHLY INTEREST PAID	ENDING BOOK VALUE
TX-01-0499-0002 Int & Sinking Construct Acct	Monthly	2.56%	\$23,765.40			\$51.67	\$23,817.07

FINANCIAL NORTHEASTERN COMPANIES

DESCRIPTION	QUANTITY	MARKET PRICE	MARKET VALUE	ACCURUED INTEREST	ESTIMATED ANNUAL INCOME	ESTIMATED YIELD
CITIZENS BANK PROVIDENCE - RI	15,000.00	99.9970	14,999.55	71.01	\$360.00	2.40%
SOUTHEAST BANK FARRAGUT - TTENN	247,000.00	99.9970	246,992.59	1,153.12	\$5,928.00	2.40%
AFFINITY FEDERAL CREDIT UNION - NJ	243,000.00	100.2010	243,488.43	1,258.27	\$6,561.00	2.69%
AMERICAN FIRST CREDIT UNION - CA	249,000.00	100.1070	249,266.43	278.33	\$6,349.50	2.54%
JP MORGAN CHASE BANK - OH	246,000.00	100.1910	246,469.86	1,375.24	\$6,519.00	2.64%
TOTAL CERTIFICATES OF DEPOSIT	1,000,000.00		\$1,001,216.86	\$4,135.97	\$25,717.50	
TOTAL FIXED INCOME	1,000,000.00		\$1,001,216.86	\$4,135.97	\$25,717.50	
TOTAL PORTFOLIO HOLDINGS			\$1,002,278.01	\$4,135.97	\$25,717.50	

Total Investments

\$13,154,306.50

**TEXAS CLASS INTEREST RATES  
MAY 2019**

Date	Daily Rate (%)	YTD Yield (%)	7-Day Yield (%)	WAM Days to Reset	WAM Days to Final	Daily Dividend	Net Asset Value (NAV)
5/1/2019	2.5751	2.6125	2.5754	45	73	7.05507E-05	0.99995829
5/2/2019	2.5657	2.6121	2.5741	48	79	7.02937E-05	0.99995834
5/3/2019	2.5685	2.6118	2.573	49	81	7.03709E-05	0.99986596
5/4/2019	2.5685	2.6114	2.572	49	81	7.03709E-05	0.99986596
5/5/2019	2.5685	2.6111	2.5709	49	81	7.03709E-05	0.99986596
5/6/2019	2.5654	2.6107	2.5696	47	79	0.000070286	0.99996653
5/7/2019	2.5677	2.6104	2.5685	47	78	7.03486E-05	1.00004668
5/8/2019	2.5651	2.61	2.5671	49	79	7.02767E-05	1.00005122
5/9/2019	2.5592	2.6096	2.5662	50	80	7.01155E-05	1.00005422
5/10/2019	2.5604	2.6093	2.565	51	81	7.01487E-05	0.99996786
5/11/2019	2.5604	2.6089	2.5638	51	81	7.01487E-05	0.99996786
5/12/2019	2.5604	2.6085	2.5627	51	81	7.01487E-05	0.99996786
5/13/2019	2.5567	2.6081	2.5614	49	79	7.00455E-05	1.00005518
5/14/2019	2.559	2.6078	2.5602	50	79	7.01094E-05	1.00005277
5/15/2019	2.5576	2.6074	2.5591	49	79	7.00721E-05	1.00002656
5/16/2019	2.5551	2.607	2.5585	49	78	7.00027E-05	1.00007424
5/17/2019	2.5551	2.6066	2.5578	49	78	7.00027E-05	0.99998601
5/18/2019	2.5551	2.6062	2.557	49	78	7.00027E-05	0.99998601
5/19/2019	2.5551	2.6059	2.5562	49	78	7.00027E-05	0.99998601
5/20/2019	2.5551	2.6055	2.556	48	76	7.00027E-05	1.00007237
5/21/2019	2.55	2.6051	2.5547	48	76	6.98634E-05	1.00006706
5/22/2019	2.5469	2.6047	2.5532	48	76	6.97785E-05	1.00006665
5/23/2019	2.5499	2.6043	2.5525	49	79	6.98609E-05	1.00006984
5/24/2019	2.5477	2.6039	2.5514	48	78	6.98005E-05	0.99994465
5/25/2019	2.5477	2.6035	2.5504	48	78	6.98005E-05	0.99994465
5/26/2019	2.5477	2.6032	2.5493	48	78	6.98005E-05	0.99994465
5/27/2019	2.5477	2.6028	2.5482	48	78	6.98005E-05	0.99994465
5/28/2019	2.5463	2.6024	2.5477	46	79	6.97625E-05	1.00006623
5/29/2019	2.5451	2.602	2.5475	47	79	6.97288E-05	1.00007048
5/30/2019	2.5451	2.6016	2.5468	46	78	6.97288E-05	1.00007256
5/31/2019	2.5451	2.6013	2.5464	47	79	6.97288E-05	0.9999825



# TexPool

## Daily Performance from 05-01-2019 to 05-31-2019

As of Date	Daily Net Yield (%)	Dividend Factor	7 Day Net Yield (%)	Daily Assets (\$)	NAV (\$)	Weighted Average Maturity (WAM)	Weighted Average Life (WAL)
05-01-2019	2.4671	0.000067592	2.4500	22,524,980,475.42	0.99998	34	95
05-02-2019	2.4410	0.000066877	2.4500	22,523,987,241.99	1.00000	34	95
05-03-2019	2.4198	0.000066297	2.4500	22,441,848,617.30	1.00000	34	96
05-04-2019	2.4198	0.000066297	2.4500	22,441,848,617.30	1.00000	34	96
05-05-2019	2.4198	0.000066297	2.4500	22,441,848,617.30	1.00000	34	96
05-06-2019	2.4062	0.000065922	2.4400	22,408,059,440.18	1.00001	32	94
05-07-2019	2.4118	0.000066076	2.4300	22,364,212,471.34	1.00001	34	95
05-08-2019	2.4098	0.000066021	2.4200	22,313,769,468.39	1.00001	35	96
05-09-2019	2.4009	0.000065779	2.4100	22,263,198,443.85	1.00001	35	96
05-10-2019	2.3913	0.000065515	2.4100	22,390,571,361.41	1.00001	35	95
05-11-2019	2.3913	0.000065515	2.4000	22,390,571,361.41	1.00001	35	95
05-12-2019	2.3913	0.000065515	2.4000	22,390,571,361.41	1.00001	35	95
05-13-2019	2.3832	0.000065293	2.4000	22,349,784,859.31	1.00002	33	95
05-14-2019	2.3836	0.000065305	2.3900	22,227,508,418.14	1.00002	34	96
05-15-2019	2.4173	0.000066227	2.3900	22,005,010,767.34	1.00002	34	96
05-16-2019	2.4097	0.000066019	2.4000	21,918,027,883.87	1.00002	34	97
05-17-2019	2.4024	0.000065820	2.4000	21,879,849,169.92	1.00003	35	97
05-18-2019	2.4024	0.000065820	2.4000	21,879,849,169.92	1.00003	35	97
05-19-2019	2.4024	0.000065820	2.4000	21,879,849,169.92	1.00003	35	97
05-20-2019	2.3841	0.000065318	2.4000	21,797,419,009.88	1.00003	33	95
05-21-2019	2.3827	0.000065279	2.4000	21,812,280,996.46	1.00003	36	96
05-22-2019	2.3780	0.000065150	2.3900	21,707,500,540.91	1.00003	37	98
05-23-2019	2.3761	0.000065098	2.3900	21,649,789,857.12	1.00005	37	98
05-24-2019	2.3757	0.000065088	2.3900	21,714,472,886.34	1.00004	37	97



05-25-2019	2.3757	0.000065088	2.3800	21,714,472,886.34	1.00004	37	97
05-26-2019	2.3757	0.000065088	2.3800	21,714,472,886.34	1.00004	37	97
05-27-2019	2.3757	0.000065088	2.3800	21,714,472,886.34	1.00004	37	97
05-28-2019	2.3898	0.000065474	2.3800	21,603,586,878.94	1.00004	37	97
05-29-2019	2.3962	0.000065650	2.3800	21,517,311,104.99	1.00005	37	100
05-30-2019	2.4005	0.000065766	2.3800	21,412,811,068.88	1.00004	37	100
05-31-2019	2.4334	0.000066669	2.3900	21,351,858,377.08	1.00008	38	103

**Monthly Performance** from 01-31-2019 to 05-31-2019

As of Date	Average Monthly Rate (%)	Average Monthly Dividend Factor	Average Monthly 7 Day Rate (%)	Average Monthly Balance (\$)	Weighted Average Maturity (WAM)	Weighted Average Life (WAL)	Participants
01-31-2019	2.3892	0.000065458	2.3910	21,246,409,291.16	22	71	2527
02-28-2019	2.3972	0.000065677	2.3950	24,157,750,538.89	26	74	2531
03-31-2019	2.4164	0.000066202	2.4100	23,505,157,775.42	26	82	2547
04-30-2019	2.4344	0.000066697	2.4367	22,848,182,588.00	31	95	2556
05-31-2019	2.4005	0.000065767	2.4058	22,024,057,945.01	35	97	2564

Performance quoted represents past performance which is no guarantee of future results. Investment return will vary. The value of an investment, when redeemed, may be worth more or less than the original cost. Current performance may be lower or higher than what is stated.

An investment in the Pool is not insured or guaranteed by any government or government agency. Although the manager of the Pool seeks to preserve principal, it is possible to lose money by depositing money in the Pool.

For more complete information, see the investment policy and information statement available on this website. You should consider the investment's objectives, risks, charges, and expenses carefully before investing. Information about these and other important subjects is in the investment policy and information statement which you should read carefully before investing.

Please note that daily fund prices, dividend factors and yield information (collectively, the "Pricing Information") are posted to this web page at approximately 4:00 p.m. ET and are updated each day that the New York Stock Exchange is open for regular trading. Daily gross yields and 7 day unsubsidized net yields are updated at approximately 8:30 p.m. ET. Daily fund prices, dividend factors, and yield information are subject to normal quality control, validation, and verification after such posting, and prior to 10:00 a.m. ET the next business day, remain subject to change. Taxable Money Market Fund daily dividend factors, may include short term capital gains. Please take this into consideration when using this information.

Federated Investment Counseling

Not FDIC Insured  
May Lose Value  
No Bank Guarantee

Copyright © 2019 Federated Investors, Inc.

Copyright Policy

≡  
WILSON COUNTY, TEXAS  
SCHEDULE OF INDEBTEDNESS  
May-19

<b>ROAD &amp; BRIDGE WARRANTS 9/30/2005</b>	SERIES UNPAID	DATE ISSUED	INTEREST RATE	TOTAL AMOUNT ORIGINAL ISSUE	TOTAL OUTSTANDING
Wood Valley	1	7/15/2004	5.25%	\$719,346.20	\$70,479.49
<b>TOTAL WARRANTS</b>				\$719,346.20	\$70,479.49
<b>LEASE PURCHASES</b>					
Precinct No. 1 Peterbilt Truck	40 of 60	9/25/2017	2.590%	\$116,266.41	\$79,169.45
Precinct No. 1 Asphalt Zipper	49 of 60	6/4/2018	3.690%	\$143,580.00	\$119,197.76
Precinct No. 2 Truck	25 of 60	5/3/2016	2.340%	\$111,696.01	\$46,250.77
Precinct No. 2 Caterpillar 12M3 Motor Grader	31 of 60	10/16/2017	4.200%	\$232,684.00	\$164,206.87
Wilson County Collection Facility Skid Steer	19 of 48	12/15/2016	2.340%	\$41,156.00	\$16,752.51
Precinct No. 3 Peterbilt Dump Truck	46 of 60	12/12/2017	2.5900%	\$116,266.11	\$90,845.22
Precinct No. 3 Water Truck	30 of 36	11/9/2018	3.8900%	\$49,000.00	\$41,224.59
Precinct No. 4 Peterbilt Dump Truck	48 of 60	4/23/2018	3.5240%	\$114,212.99	\$91,150.52
Precinct No. 4 Peterbilt Dump Truck	50 of 60	6/7/2018	3.7400%	\$114,196.57	\$96,613.18
<b>TOTAL LEASE PURCHASES</b>				\$1,039,058.09	\$745,410.87
<b>BONDED DEBT</b>					
Series 2014 Limited Tax Refunding Bond	2014	2/20/2014	2.00%	\$8,215,000.00	\$6,730,000.00
<b>GRAND TOTAL</b>				\$9,973,404.29	\$7,545,890.36

Jan Hartl  
County Treasurer  
Wilson County

AFFIDAVIT  
WILSON COUNTY TREASURER'S REPORT  
FOR THE MONTH OF MAY 2019  
REGULAR TERM

We, the undersigned County Commissioners and County Judge of Wilson County, have compared, and examined the report of Jan Hartl, County Treasurer of Wilson County, for the month of MAY . Finding same correct and Article 114.026 of the Local Government Code has been complied with, we have caused an order to be entered upon the minutes of Commissioners' Court meeting stating the approval of Treasurer's report by our court. The amount of cash and other amounts in the custody of the County Treasurer, Jan Hartl, for MAY are:


WILSON COUNTY GENERAL FUNDS	564,322.27
OTHER BANK ACCOUNTS	<u>736,073.78</u>
TOTAL	1,300,396.05


INVESTMENTS:	
CERTIFICATES OF DEPOSIT	588,416.97
TEXPOOL	11,542,072.46
TEXAS CLASS - CONSTRUCTION INTEREST & SINKING	23,817.07
FINANCIAL NORTHESTERN SERVICES - BROKER CD'S	<u>1,000,000.00</u>
TOTAL	13,154,306.50


TOTAL	14,454,702.55
-------	---------------



COMBINED INDEBTEDNESS	7,545,890.36
-----------------------	--------------


WITNESS our hands, officially this the 22ND day of JULY 2019


  
\_\_\_\_\_  
County Judge

  
\_\_\_\_\_  
Commissioner Prec. #1

  
\_\_\_\_\_  
Commissioner Prec. #3

  
  
\_\_\_\_\_  
Commissioner Prec. #2

  
\_\_\_\_\_  
Commissioner Prec. #4

  
\_\_\_\_\_  
Eva S. Martinez  
County Clerk, Wilson County