

August 26, 2019

*The Honorable Commissioners' Court
Wilson County
Floresville, TX 78114*

Honorable Members of the Court:

In compliance with Article 114.026 of the Local Government Code, and also in compliance with House Bill 2459, Public Funds Investment Act, this monthly report and investment report for the month ending July 31, 2019 is submitted for your review for the recording in the minutes of the court.


The investments have been made in compliance with Wilson County's investment policy. It will be the objective of the county to earn the maximum rate of return allowed on its investments within policies imposed by its safety and liquidity objectives.

In accordance with House Bill 2459, Wilson County has diversified its portfolio. The total balance of all funds is \$12,348,252.24. Wilson County has 0.10% in Cash Management Accounts, 0.05% in Certificates of Deposits, 0.77% in Texpool, 0.08% in Broker CD's, and 0.00% in Texas Class. The deposits and withdrawals of the accounts are listed on the following pages.

Investments are made with the intention of holding to maturity, but with the ability to liquidate should funds be needed. Total interest earned for the month ending July 31, 2019 is \$25,792.89. The average rate of return for the month being 1.98%.

It is an honor for me, as your County Treasurer to serve the Court and the citizens as the Certified Investment Officer for Wilson County.

Respectfully Submitted,



*Jan Hartl
Wilson County Treasurer*

ACCOUNT NUMBER AND TITLE	STARTING BALANCE	DEBIT BALANCE	CREDIT BALANCE	ENDING BALANCE
12-010-010 CASH IN BANK GENERAL FUND	2,688,380.35-	1,464,204.20	1,392,427.20	2,616,603.35-
20-010-010 CASH IN BANK LEOSE ACCT	40,745.71	0.00	0.00	40,745.71
21-010-010 R&B #1 CASH IN BANK	472,391.27	22,866.89	115,178.23	380,079.93
22-010-010 R&B #2 CASH IN BANK	649,923.08	37,745.66	72,701.01	614,967.73
23-010-010 R & B #3 CASH IN BANK	267,240.41	27,811.12	58,062.90	236,988.63
24-010-010 R&B #4 CASH IN BANK	538,644.03	36,109.88	116,445.60	458,308.31
25-010-010 TOTAL CASH IN BANK CIVIL FEES REPOR	17,785.21	10,629.10	27,934.30	480.01
26-010-010 CASH COURTHOUSE SECURITY	97,823.95	2,705.10	19,910.50	80,618.55
33-010-010 E & O CASH IN BANK	465.50-	460.00	0.00	5.50-
34-010-010 LIBRARY CASH IN BANK	228,395.05	11,240.36	30,989.47	208,645.94
36-010-010 JURY CASH IN BANK	9,786.79	10.00	1,520.00	8,276.79
37-010-010 CASH IN BANK - STATE COURT COST & F	1,019.53-	1,689.20	490.00	179.67
39-010-010 SUBDIVISION CASH IN BANK	66,488.37	300.00	2,007.16	64,781.21
40-010-010 RECORDING FEE CASH N BANK	815,763.50	20,362.25	4,022.40	832,103.35
42-010-010 CASH CHILD ABUSE FUND	0.00	0.00	0.00	0.00
43-010-010 CASH PRETRIAL INTERV PROGRAM FUND	157,785.58	9,625.00	6,710.02	160,700.56
44-010-010 J.P.TECH CASH IN THE BANK	32,955.06	1,358.11	298.45	34,014.72
46-010-010 O.C. HOLDING ACCOUNT-CASH IN BANK	21,750.00	0.00	0.00	21,750.00
50-010-010 COUNTY TIF GRANT	95,401.30	0.00	0.00	95,401.30
51-010-010 FEMA 4223 DR TX BANK	0.00	0.01	0.00	0.01
52-010-010 VAWA-GRANT 3015403	31,730.07	25,960.96	10,878.86	46,812.17
53-010-010 VOCA GRANT 3309902 BANK ACCT	21,526.26-	0.00	4,532.22	26,058.48-
54-010-010 CASH IN BANK - HOT CHECK HOLDING	75.00-	459.76	459.76	75.00-
55-010-010 BODY ARMOR-GRANT-3513201	0.00	0.00	0.00	0.00
56-010-010 OFFICER SAFETY - GRANT 35626-01	57,661.00-	0.00	0.00	57,661.00-
57-010-010 J.P. HOLDING ACCOUNT CASH IN BANK	52,261.99	267,510.58	198,059.63	121,712.94
59-010-010 CASH IN BANK - INMATE PH	30,607.52	761.58	0.00	31,369.10
62-010-010 CASH IN BANK-COMMUNITY ECONOMIC DEV	3,816.37	0.00	0.00	3,816.37
63-010-010 COUNTY CLERK TECH - CASH IN BANK	2,327.00	24.00	0.00	2,351.00
64-010-010 JUV CASE MGT FUND - CASH IN BANK	125.00	0.00	0.00	125.00
GROUP-TOTAL	864,619.62	1,941,833.76	2,062,627.71	743,825.67
REPORT TOTAL	864,619.62	1,941,833.76	2,062,627.71	743,825.67

Pledge Report by Maturity Date
Pledge V: WILSON COUNTY

SouthTrust Bank
 George West, TX

As of 07/31/19
 Page 64

SK Receipt	ASC 320	Moody / S&P	Coupon	Maturity	Book Value	Fair Value
1600091286	AFS	A2 / AA	2.625	07/31/2020	1,997,322.49	2,013,125.00
160072529	AFS	NR / AA	3.500	09/01/2021	243,949.28	65,436.64
237003937	AFS	NR / AA	3.500	09/01/2021	243,949.28	243,949.28
160074915	AFS	NR / AA	1.500	09/25/2021	71,148.78	70,085.92
154066019	AFS	NR / AA	2.060	01/15/2022	63,233.04	62,142.28
160059301	AFS	NR / AA	5.500	03/01/2024	64,422.92	66,187.58
160070470	AFS	NR / AA	3.500	10/01/2025	163,715.59	167,304.71
160070290	AFS	NR / AA	3.500	12/01/2025	109,845.43	113,513.25
160070471	AFS	NR / AA	3.500	12/01/2025	204,999.76	210,325.43
160075974	AFS	NR / AA	2.000	03/15/2026	132,830.58	131,131.32
160076666	AFS	NR / AA	2.000	03/15/2026	137,685.53	135,869.86
154064238	AFS	NR / AA	1.750	03/15/2026	129,379.27	127,649.73
154064655	AFS	NR / AA	1.500	03/15/2026	106,134.42	104,749.54
154063182	AFS	NR / AA	1.750	07/15/2026	92,861.93	94,011.94
154066649	AFS	NR / AA	2.000	11/15/2026	185,858.58	182,533.42
154067353	AFS	NR / AA	2.000	01/15/2027	247,183.82	242,418.60
154066456	AFS	NR / AA	1.500	02/15/2027	187,355.44	182,680.49
154066895	AFS	NR / AA	2.000	03/25/2027	176,668.10	173,572.05
160078781	AFS	NR / AA	2.000	03/25/2027	227,601.82	223,238.34
154068210	AFS	NR / AA	1.500	06/15/2027	209,561.33	204,472.32
160088054	AFS	NR / AA	2.500	08/01/2027	753,179.85	754,302.11
154073464	AFS	NR / AA	1.500	10/15/2027	524,132.02	508,301.52
154063858	AFS	NR / AA	1.500	12/15/2027	293,958.58	283,612.99
154071957	AFS	NR / AA	1.500	12/25/2027	331,127.44	319,251.01
160084831	AFS	NR / AA	1.500	02/25/2028	324,320.86	313,044.52
154063858	AFS	NR / AA	1.250	04/25/2028	283,022.43	275,113.08
154063858	AFS	NR / AA	2.500	01/15/2041	278,634.40	276,024.82
Items 31			2.086		13,793,212.87	13,794,875.41

Status Codes : N = New Purchase S = Sold M = Matured C = Called O = Paid Off * = Pre-refunded T = ASC 320 Transfer I = Impaired
 Note: Refer to the U.S. Government and Agency Ratings report for ratings on treasury, agency and pass through securities.



(210) 224-5402
 (210) 224-8787

II. Pledge & Safekeeping Reports

9601 McAllister Freeway, Suite 301, San Antonio, Texas 78216-4633

ACCOUNT NUMBER AND TITLE	STARTING BALANCE	DEBIT BALANCE	CREDIT BALANCE	ENDING BALANCE
65-010-165 COUNTY SEIZURE HOLD CASH IN BANK	69,822.19	5.82	0.00	69,828.01
GROUP-TOTAL	69,822.19	5.82	0.00	69,828.01
67-010-167 CASH IN BANK - BOND I & S	153,652.55	7,602.44	123,595.00	37,659.99
GROUP-TOTAL	153,652.55	7,602.44	123,595.00	37,659.99
72-010-172 FEDERAL SEIZURE CASH IN BANK	498.41	0.00	0.00	498.41
GROUP-TOTAL	498.41	0.00	0.00	498.41
73-010-173 CO. ATTY FORFEITURE FUND	6,320.63	0.00	0.00	6,320.63
GROUP-TOTAL	6,320.63	0.00	0.00	6,320.63
76-010-176 CASH IN BANK CREDIT CARD CLEARING	122,854.66	76,355.39	122,654.54	76,555.51
GROUP-TOTAL	122,854.66	76,355.39	122,654.54	76,555.51
86-010-186 WOODVALLEY ACRES CASH IN BANK I&S	6.19	547.63	10.00	543.82
GROUP-TOTAL	6.19	547.63	10.00	543.82
90-010-190 4TH COURT OF APPEALS CASH IN BANK	1,019.80	375.00	700.00	694.80
GROUP-TOTAL	1,019.80	375.00	700.00	694.80
93-010-193 ST TAX ACCT CASH IN BANK	79,119.68	31,546.98	110,662.66	4.00
GROUP-TOTAL	79,119.68	31,546.98	110,662.66	4.00
95-010-195 LAW LIBRARY CASH IN BANK	48,081.80	2,024.12	0.00	50,105.92
GROUP-TOTAL	48,081.80	2,024.12	0.00	50,105.92
96-010-196 CO ATTY ACCT CASH IN BANK	31,824.71	32.65	0.00	31,857.36
GROUP-TOTAL	31,824.71	32.65	0.00	31,857.36
97-010-197 CIVIL PREPAR CASH IN BANK	173,188.51	2,464.55	0.00	175,653.06
GROUP-TOTAL	173,188.51	2,464.55	0.00	175,653.06
REPORT TOTAL	686,389.13	120,954.58	357,622.20	449,721.51

CHECKING ACCOUNTS INTEREST FORM

FOR THE MONTH OF JULY 2019

Bank Account Name	Account Number	Int. Rate	Amt of Interest
Wilson County General Funds	12-100-610	0.10%	\$70.05
Wilson County Sheriff's Seizure	65-050-001	0.10%	\$5.82
Wilson County Construction Interest & Sinking	85-100-101	0.10%	\$11.53
Wood Valley Interest and Sinking	86-100-601	0.09%	\$0.04
State Tax Account Interest and Sinking	93-100-001	0.10%	\$6.50
Law Library Interest and Sinking	95-100-415	0.10%	\$4.12
HB #825 Attorney Account	96-100-001	0.10%	\$2.65
Civil Preparedness	97-100-118	0.10%	\$14.55
TOTAL			\$115.26

ACCOUNT NUMBER AND TITLE	STARTING BALANCE	DEBIT BALANCE	CREDIT BALANCE	ENDING BALANCE
12-025-075 INVESTMENTS - TEXPOOL	10,542,072.46	0.00	1,000,000.00	9,542,072.46
GROUP-TOTAL	10,542,072.46	0.00	1,000,000.00	9,542,072.46
12-025-085 INVESTMENTS - PERSHING LLC	1,000,000.00	0.00	0.00	1,000,000.00
GROUP-TOTAL	1,000,000.00	0.00	0.00	1,000,000.00
12-025-090 INVESTMENT IN CD #30668	200,000.00	0.00	0.00	200,000.00
GROUP-TOTAL	200,000.00	0.00	0.00	200,000.00
65-010-075 COUNTY SEIZURE CD #30311	1,966.49	0.00	0.00	1,966.49
GROUP-TOTAL	1,966.49	0.00	0.00	1,966.49
67-010-075 CASH IN BANK - TEXAS CLASS	23,866.14	48.96	0.00	23,915.10
GROUP-TOTAL	23,866.14	48.96	0.00	23,915.10
80-010-075 JACKSON MEM PARK CD #30461	15,777.19	0.00	0.00	15,777.19
GROUP-TOTAL	15,777.19	0.00	0.00	15,777.19
88-010-076 DEWEES REM HOUSE CD #31515	8,931.57	0.00	0.00	8,931.57
GROUP-TOTAL	8,931.57	0.00	0.00	8,931.57
95-010-075 LAW LIBRARY CD #30030	50,861.60	6.27	0.00	50,867.87
GROUP-TOTAL	50,861.60	6.27	0.00	50,867.87
97-010-075 CIVIL PREPARENESS CD #30434	311,084.89	89.49	0.00	311,174.38
GROUP-TOTAL	311,084.89	89.49	0.00	311,174.38
REPORT TOTAL	12,154,560.34	144.72	1,000,000.00	11,154,705.06

WILSON COUNTY
INVESTMENT TYPE CD
JULY 2019

CERTIFICATES OF DEPOSIT

DESCRIPTION	CD #	ORIGINATION DATE	ORIGINATION AMOUNT	MATURITY DATE	INTEREST PAYS	INTEREST RATE	CONTRIBUTION AMOUNT	WITHDRAWAL AMOUNT	INTEREST PAID	ENDING BOOK BALANCE
General Funds	30668	08/11/10	\$200,000.00	07/04/19	Monthly	0.80%		\$135.89	\$135.89	\$200,000.00
Sheriff Seizure Acct	30311	11/16/08	\$1,966.49	11/14/19	Yearly	0.45%				\$1,966.49
Jackson Memorial Fund	31509	05/20/11	\$15,777.19	05/18/20	Yearly	0.80%				\$15,777.19
Deweese Remischel House	31515	11/18/13	\$8,878.30	06/18/19	Yearly	0.90%				\$8,931.57
Law Library	30030	11/11/08	\$50,861.60	07/17/19	Monthly	0.15%			\$6.27	\$50,867.87
Civil Preparedness	30434	04/17/09	\$311,084.89	06/24/19	Monthly	0.35%			\$89.49	\$311,174.38
Totals			\$588,568.47			0.58%			\$231.65	\$388,717.50

INVESTMENT POOL - TEXPOOL

DESCRIPTION	INTEREST PAYS	INTEREST RATE	BEGINNING PRINCIPAL	CONTRIBUTION AMOUNT	WITHDRAWAL AMOUNT	MONTHLY INTEREST PAID	ENDING BOOK VALUE
449/788060001	Monthly	2.3812%	\$10,542,072.46		\$1,020,990.40	\$20,990.40	\$9,542,072.46

S CLASS - WILSON COUNTY COUNSTRUCTION INTEREST & SINKING ACCOUNT

DESCRIPTION	INTEREST PAYS	INTEREST RATE	BEGINNING PRINCIPAL	CONTRIBUTION AMOUNT	WITHDRAWAL AMOUNT	MONTHLY INTEREST PAID	ENDING BOOK VALUE
TX-01-0499-0002 Int & Sinking Construct Acct	Monthly	2.41%	\$23,866.14			\$48.96	\$23,915.10

FINANCIAL NORTHEASTERN COMPANIES

DESCRIPTION	INTEREST PAYS	INTEREST RATE	BEGINNING PRINCIPAL	NET CHANGE PORTFOLIO	WITHDRAWAL AMOUNT	MONTHLY INTEREST PAID	ENDING BOOK VALUE
		2.5200%	\$1,000,000.00	\$868.88	\$1,390.76	\$521.88	\$1,000,000.00

Total Investments

\$11,154,705.06

TEXAS CLASS INTEREST
JULY 2019

Date	Daily Rate (%)	YTD Yield (%)	7-Day Yield (%)	WAM Days to Reset	WAM Days to Final	Daily Dividend	Net Asset Value (NAV)
7/1/2019	2.4751	2.5847	2.4852	51	76	6.7811E-05	1.00019266
7/2/2019	2.4654	2.5841	2.4824	53	78	6.75442E-05	1.00018381
7/3/2019	2.4651	2.5834	2.4808	56	79	6.7537E-05	1.00014593
7/4/2019	2.4651	2.5828	2.4723	56	79	6.7537E-05	1.00014593
7/5/2019	2.4551	2.5821	2.469	55	78	6.7263E-05	1.00009089
7/6/2019	2.4551	2.5814	2.4656	55	78	6.7263E-05	1.00009089
7/7/2019	2.4551	2.5807	2.4623	55	78	6.7263E-05	1.00009089
7/8/2019	2.4451	2.58	2.458	54	77	6.6989E-05	1.00013824
7/9/2019	2.4351	2.5792	2.4537	54	77	6.67151E-05	1.00012732
7/10/2019	2.4251	2.5784	2.448	56	79	6.64411E-05	1.00017363
7/11/2019	2.4251	2.5776	2.4422	57	83	6.64411E-05	1.0001595
7/12/2019	2.4151	2.5768	2.4365	57	83	6.61671E-05	1.00006834
7/13/2019	2.4151	2.576	2.4308	57	83	6.61671E-05	1.00006834
7/14/2019	2.4151	2.5751	2.4251	57	83	6.61671E-05	1.00006834
7/15/2019	2.4151	2.5743	2.4208	55	81	6.61671E-05	1.00014325
7/16/2019	2.4151	2.5735	2.418	55	82	6.61671E-05	1.0001412
7/17/2019	2.4151	2.5727	2.4165	55	82	6.61671E-05	1.00013874
7/18/2019	2.4052	2.5719	2.4137	54	82	6.5895E-05	1.00014664
7/19/2019	2.3961	2.571	2.411	55	83	6.56476E-05	#DIV/0!
7/20/2019	2.3961	2.5701	2.4083	55	83	6.56476E-05	1.00008641
7/21/2019	2.3961	2.5693	2.4056	55	83	6.56476E-05	1.00008641
7/22/2019	2.3874	2.5684	2.4016	55	83	6.54079E-05	1.00014861
7/23/2019	2.3851	2.5675	2.3973	55	83	6.53452E-05	1.00017221
7/24/2019	2.3851	2.5666	2.393	55	83	6.53452E-05	1.00017182
7/25/2019	2.3774	2.5657	2.3891	56	85	6.51331E-05	1.00016159
7/26/2019	2.3751	2.5647	2.386	56	85	6.50712E-05	1.00008583
7/27/2019	2.3751	2.5638	2.383	56	85	6.50712E-05	1.00008583
7/28/2019	2.3751	2.5629	2.38	56	85	6.50712E-05	1.00008583
7/29/2019	2.3668	2.562	2.3771	54	83	6.48426E-05	1.00014336
7/30/2019	2.3651	2.5611	2.3742	54	84	6.47973E-05	1.00016334
7/31/2019	2.3672	2.5601	2.3717	56	85	6.48541E-05	1.00015996



About TexPool | Contact Us

Home Pools Market Views Account Access Account Documents Resources

TexPool


Overview Portfolio Characteristics Performance Literature

Daily Performance from 07-01-2019 to 07-31-2019

As of Date	Daily Net Yield (%)	Dividend Factor	7 Day Net Yield (%)	Daily Assets (\$)	NAV (\$)	Weighted Average Maturity (WAM)	Weighted Average Life (WAL)
07-01-2019	2.3955	0.000065630	2.4100	21,505,552,805.59	1.00011	32	103
07-02-2019	2.4212	0.000066334	2.4100	21,416,060,349.79	1.00011	32	103
07-03-2019	2.4491	0.000067098	2.4200	21,346,219,139.30	1.00010	33	103
07-04-2019	2.4491	0.000067098	2.4300	21,346,219,139.30	1.00010	33	103
07-05-2019	2.4619	0.000067448	2.4300	21,338,839,787.42	1.00011	33	103
07-06-2019	2.4619	0.000067448	2.4400	21,338,839,787.42	1.00011	33	103
07-07-2019	2.4619	0.000067448	2.4400	21,338,839,787.42	1.00011	33	103
07-08-2019	2.4200	0.000066300	2.4500	21,257,270,212.38	1.00009	29	103
07-09-2019	2.4076	0.000065962	2.4400	21,266,924,616.21	1.00009	31	104
07-10-2019	2.4040	0.000065864	2.4400	21,259,426,438.25	1.00010	30	105
07-11-2019	2.3862	0.000065374	2.4300	21,415,806,036.13	1.00010	32	105
07-12-2019	2.3580	0.000064604	2.4100	21,533,209,848.96	1.00010	33	105
07-13-2019	2.3580	0.000064604	2.4000	21,533,209,848.96	1.00010	33	105
07-14-2019	2.3580	0.000064604	2.3800	21,533,209,848.96	1.00010	33	105
07-15-2019	2.3797	0.000065197	2.3800	21,357,182,898.47	1.00010	31	106
07-16-2019	2.3914	0.000065518	2.3800	21,423,136,572.17	1.00009	32	106
07-17-2019	2.3971	0.000065673	2.3800	21,546,383,469.80	1.00009	32	106
07-18-2019	2.3877	0.000065417	2.3800	21,481,781,273.62	1.00011	32	108
07-19-2019	2.3713	0.000064966	2.3800	21,449,201,570.29	1.00010	35	110
07-20-2019	2.3713	0.000064966	2.3800	21,449,201,570.29	1.00010	35	110
07-21-2019	2.3713	0.000064966	2.3800	21,449,201,570.29	1.00010	35	110
07-22-2019	2.3520	0.000064439	2.3800	21,406,762,900.79	1.00008	33	108
07-23-2019	2.3498	0.000064379	2.3700	21,392,390,948.58	1.00008	34	109
07-24-2019	2.3540	0.000064492	2.3700	21,311,196,686.38	1.00008	34	111
07-25-2019	2.3622	0.000064717	2.3600	21,546,555,928.37	1.00006	34	110
07-26-2019	2.3555	0.000064534	2.3600	21,521,608,430.02	1.00005	35	111
07-27-2019	2.3555	0.000064534	2.3600	21,521,608,430.02	1.00005	35	111
07-28-2019	2.3555	0.000064534	2.3500	21,521,608,430.02	1.00005	35	111
07-29-2019	2.3426	0.000064182	2.3500	21,411,783,129.44	1.00005	33	109
07-30-2019	2.3401	0.000064111	2.3500	21,399,961,249.37	1.00005	35	109
07-31-2019	2.3872	0.000065403	2.3600	21,286,211,114.24	1.00005	35	112

Monthly Performance from 07-31-2019 to 07-31-2019

As of Date	Average Monthly Rate (%)	Average Monthly Dividend Factor	Average Monthly 7 Day Rate (%)	Average Monthly Balance (\$)	Weighted Average Maturity (WAM)	Weighted Average Life (WAL)	Participants
07-31-2019	2.3876	0.000065414	2.3935	21,416,296,897.36	33	107	2573


 WILSON COUNTY, TEXAS
 SCHEDULE OF INDEBTEDNESS
 Jul-19

LEASE PURCHASES	SERIES	DATE	INTEREST	TOTAL AMOUNT	TOTAL
Precinct No. 1 Peterbilt Truck	38 of 60	9/25/2017	2.590%	\$116,266.41	\$75,371.02
Precinct No. 1 Asphalt Zipper	47 of 60	6/4/2018	3.690%	\$143,580.00	\$114,675.47
Precinct No. 2 Truck	23 of 60	5/3/2016	2.340%	\$111,696.01	\$42,478.60
Precinct No. 2 Caterpillar 12M3 Motor Grader	29 of 60	10/16/2017	4.200%	\$232,684.00	\$156,730.76
Wilson County Collection Facility Skid Steer	17 of 48	12/15/2016	2.340%	\$41,156.00	\$15,018.14
Precinct No. 3 Peterbilt Dump Truck	44 of 60	12/12/2017	2.5900%	\$116,266.11	\$87,132.24
Precinct No. 3 Water Truck	28 of 36	11/9/2018	3.8900%	\$49,000.00	\$38,599.06
Precinct No. 4 Peterbilt Dump Truck	46 of 60	4/23/2018	3.5240%	\$114,212.99	\$87,523.40
Precinct No. 4 Peterbilt Dump Truck	48 of 60	6/7/2018	3.7400%	\$114,196.57	\$93,030.37
TOTAL LEASE PURCHASES				\$1,039,058.09	\$710,559.06
BONDED DEBT					
Series 2014 Limited Tax Refunding Bond	2014	2/20/2014	2.50%	\$8,215,000.00	\$6,730,000.00
GRAND TOTAL				\$9,254,058.09	\$7,440,559.06



Departmental Compensatory
Time Liability Report
As of 7/31/19

DEPARTMENT	COMP - Compensatory RATE	TIME
140 - County Commissioner Pct. 2	\$840.98	45.30
210 - County Judge	\$203.39	11.75
220 - County Clerk	\$7.71	0.50
290 - Health & Public Safety	\$422.80	34.76
303 - Justice of the Peace, Pct 4	\$1,858.08	95.81
320 - County Attorney	\$1,575.52	86.00
340 - Elections	\$25.30	2.26
360 - County Treasurer	\$419.89	21.26
400 - Buliding & Yard	\$669.14	44.13
420 - Dispatch	\$3,106.56	197.22
420 - Jail Admin	\$3,169.00	200.25
500 - DPS	\$636.80	40.00
501 - Investigators	\$13,544.95	519.75
530 - EMA	\$107.84	9.75
700 - Library	\$714.24	51.52
GRAND TOTALS	\$27,302.19	1360.26

Jan Hartl
County Treasurer
Wilson County

AFFIDAVIT
WILSON COUNTY TREASURER'S REPORT
FOR THE MONTH OF JULY 2019
REGULAR TERM

We, the undersigned County Commissioners and County Judge of Wilson County, have compared, and examined the report of Jan Hartl, County Treasurer of Wilson County, for the month of JULY . Finding same correct and Article 114.026 of the Local Government Code has been complied with, we have caused an order to be entered upon the minutes of Commissioners' Court meeting stating the approval of Treasurer's report by our court. The amount of cash and other amounts in the custody of the County Treasurer, Jan Hartl, for JULY are:


WILSON COUNTY GENERAL FUNDS	743,825.67
OTHER BANK ACCOUNTS	449,721.51
TOTAL	<u>1,193,547.18</u>

INVESTMENTS:	
CERTIFICATES OF DEPOSIT	588,717.50
TEXPOOL	9,542,072.46
TEXAS CLASS - CONSTRUCTION INTEREST & SINKING	23,915.10
FINANCIAL NORTHEASTERN SERVICES - BROKER CD'S	1,000,000.00
TOTAL	<u>11,154,705.06</u>

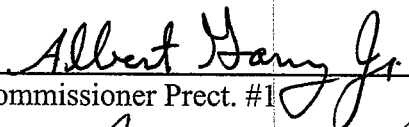
TOTAL	12,348,252.24
-------	---------------

COMBINED INDEBTEDNESS	7,440,559.06
-----------------------	--------------


WITNESS our hands, officially this the 26TH day of AUGUST 2019





County Judge




Commissioner Prec. #1




Commissioner Prec. #3

Commissioner Prec. #2



Commissioner Prec. #4



Eva S. Martinez
County Clerk, Wilson County