

November 25, 2019

*The Honorable Commissioners' Court  
Wilson County  
Floresville, TX 78114*

*Honorable Members of the Court:*

*In compliance with Article 114.026 of the Local Government Code, and also in compliance with House Bill 2459, Public Funds Investment Act, this monthly report and investment report for the month ending August 31, 2019 is submitted for your review for the recording in the minutes of the court.*


*The investments have been made in compliance with Wilson County's investment policy. It will be the objective of the county to earn the maximum rate of return allowed on its investments within policies imposed by its safety and liquidity objectives.*

*In accordance with House Bill 2459, Wilson County has diversified its portfolio. The total balance of all funds is \$12,348,252.24. Wilson County has 0.10% in Cash Management Accounts, 0.05% in Certificates of Deposits, 0.77% in Texpool, 0.08% in Broker CD's, and 0.00% in Texas Class. The deposits and withdrawals of the accounts are listed on the following pages.*

*Investments are made with the intention of holding to maturity, but with the ability to liquidate should funds be needed. Total interest earned for the month ending August 31, 2019 is \$17,582.39. The average rate of return for the month being 1.70%.*

*It is an honor for me, as your County Treasurer to serve the Court and the citizens as the Certified Investment Officer for Wilson County.*

*Respectfully Submitted,*



*Jan Hartl  
Wilson County Treasurer*

ACCOUNT NUMBER AND TITLE	STARTING BALANCE	DEBIT BALANCE	CREDIT BALANCE	ENDING BALANCE
12-010-010 CASH IN BANK GENERAL FUND	2,611,591.03-	877,189.20	1,014,291.01	2,748,692.84-
20-010-010 CASH IN BANK LEOSE ACCT	40,745.71	0.00	0.00	40,745.71
21-010-010 R&B #1 CASH IN BANK	380,079.93	24,427.29	81,726.60	322,780.62
22-010-010 R&B #2 CASH IN BANK	614,967.73	41,422.18	99,892.54	556,497.37
23-010-010 R & B #3 CASH IN BANK	236,988.63	29,459.12	56,054.34	210,393.41
24-010-010 R&B #4 CASH IN BANK	458,308.31	36,914.15	103,480.53	391,741.93
25-010-010 TOTAL CASH IN BANK CIVIL FEES REPOR	480.00	9,001.80	0.00	9,481.80
26-010-010 CASH COURTHOUSE SECURITY	80,618.55	3,162.05	20,064.99	63,715.61
33-010-010 E & O CASH IN BANK	5.50-	360.00	0.00	354.50
34-010-010 LIBRARY CASH IN BANK	208,645.94	6,926.17	25,511.65	190,060.46
36-010-010 JURY CASH IN BANK	8,276.79	3,337.00	1,380.00	10,233.79
37-010-010 CASH IN BANK - STATE COURT COST & F	179.67	663.36	1,199.20	356.17-
39-010-010 SUBDIVISION CASH IN BANK	64,781.21	3,500.00	956.25	67,324.96
40-010-010 RECORDING FEE CASH N BANK	832,103.35	19,830.75	4,858.39	847,075.71
42-010-010 CASH CHILD ABUSE FUND	0.00	0.00	0.00	0.00
43-010-010 CASH PRETRIAL INTERV PROGRAM FUND	160,320.58	10,300.00	6,580.62	164,039.96
44-010-010 J.P.TECH CASH IN THE BANK	34,014.72	1,914.04	3,111.77	32,816.99
46-010-010 O.C. HOLDING ACCOUNT-CASH IN BANK	21,750.00	0.00	0.00	21,750.00
50-010-010 COUNTY TIF GRANT	95,401.30	0.00	0.00	95,401.30
51-010-010 FEMA 4223 DR TX BANK	0.01	0.00	0.00	0.01
52-010-010 VAWA-GRANT 3015403	46,812.17	0.00	10,878.86	35,933.31
53-010-010 VOCA GRANT 3309902 BANK ACCT	26,058.48-	0.00	4,532.22	30,590.70-
54-010-010 CASH IN BANK - HOT CHECK HOLDING	75.00-	1,109.20	906.02	128.18
55-010-010 BODY ARMOR-GRANT-3513201	0.00	0.00	0.00	0.00
56-010-010 OFFICER SAFETY - GRANT 35626-01	57,661.00-	0.00	0.00	57,661.00-
57-010-010 J.P. HOLDING ACCOUNT CASH IN BANK	121,712.94	237,336.96	220,376.18	138,673.72
59-010-010 CASH IN BANK - INMATE PH	31,369.10	603.34	0.00	31,972.44
62-010-010 CASH IN BANK-COMMUNITY ECONOMIC DEV	3,816.37	0.00	0.00	3,816.37
63-010-010 COUNTY CLERK TECH - CASH IN BANK	2,351.00	44.00	0.00	2,395.00
64-010-010 JUV CASE MGT FUND - CASH IN BANK	125.00	0.00	0.00	125.00
GROUP-TOTAL	748,458.00	1,307,500.61	1,655,801.17	400,157.44
REPORT TOTAL	748,458.00	1,307,500.61	1,655,801.17	400,157.44

**Pledge Report by Maturity Date**  
Pledge V: WILSON COUNTY

As of 08/31/19  
Page 61

SouthTrust Bank  
George West, TX

Receipt	SK Code	Cusip	ID #	Current Face	Original Face	Description	ASC 320	Moody / S&P	Coupon	Maturity	Book Value	Fair Value
160091286	1001	912828Y46	101087	2,000,000.00	2,000,000.00	U S TREASURY NOTES	AFS	A2 / AA	2.625	07/31/2020	1,997,549.89	2,015,937.50
	1001	34681LHD3	100985	250,000.00	250,000.00	FORT BEND CNTY TX MUD #119 REF GO AG	AFS		2.500	09/01/2020	251,527.78	252,639.37
	1001	912828Z22	101088	2,000,000.00	2,000,000.00	U S TREASURY NOTES	AFS		1.625	10/15/2020	1,974,912.57	1,998,393.76
	1001	912828M98	101089	2,000,000.00	2,000,000.00	U S TREASURY NOTES	AFS		1.625	11/30/2020	1,973,099.20	1,999,140.62
	1001	912828A85	101090	2,000,000.00	2,000,000.00	U S TREASURY NOTES	AFS		2.375	12/31/2020	1,989,239.26	2,019,687.50
160072529	1001	31397QC22	100721	60,203.84	60,203.84	FNR 2011 17-CJ MTHLY-25TH	AFS		2.750	03/25/2021	60,260.99	59,893.73
257003937	1001	41421QGH4	100998	240,000.00	240,000.00	HARRIS CNTY TX MUD #106 REF GO AGM Q	AFS	NR / AA	3.500	09/01/2021	243,379.98	244,048.30
160074915	1001	3136A0P35	100758	66,377.50	66,377.50	FNR 2011 86-DB MTHLY-15TH	AFS		1.500	09/25/2021	66,323.30	65,450.22
154066019	1001	3134G3K58	100820	61,672.63	61,672.63	MLAN 2012 1-A10 MTHLY-15TH (EHLMC ISS	AFS		2.060	01/15/2022	62,040.05	61,325.72
160059301	1001	31371LME0	100385	62,053.72	62,053.72	FNMA #255160	AFS		5.500	03/01/2024	64,833.19	64,813.19
160070470	1001	31419GCZ5	100704	156,861.16	156,861.16	FNMA #AE5487	AFS		3.500	10/01/2025	159,085.19	162,939.53
160070590	1001	3138A2CF4	100700	106,334.77	106,334.77	FNMA #AH0969	AFS		3.500	12/01/2025	106,655.99	110,455.24
160070471	1001	31412RLX3	100703	198,241.34	198,241.34	FNMA #932842	AFS		3.500	12/01/2025	200,253.62	205,923.19
160075974	1001	3137AFX2	100785	128,420.27	128,420.27	FILMC 3941-BE MTHLY-15TH	AFS		2.000	03/15/2026	128,783.83	127,340.93
160076666	1001	3137AGBH2	100793	152,841.28	152,841.28	FILMC 3945-BJ MTHLY-15TH	AFS		2.000	03/15/2026	153,259.61	151,714.09
154064238	1001	3137AGF54	100778	124,944.56	124,944.56	FILMC 3939-EB MTHLY-15TH	AFS		1.750	03/15/2026	124,933.46	123,461.67
154064655	1001	3137AH4V7	100790	101,770.08	101,770.08	FILMC 3936-KC MTHLY-15TH	AFS		1.500	03/15/2026	101,563.40	100,402.36
154065182	1001	3137AEGP4	100759	92,444.69	92,444.69	FILMC 3917-AB MTHLY-15TH	AFS		1.750	07/15/2026	92,598.79	90,962.76
154066643	1001	3137ALHM4	100823	180,101.22	180,101.22	FHR 3998-KG MTHLY-15TH	AFS		2.000	11/15/2026	180,854.09	178,402.07
154067353	1001	3137AFNS	100830	240,199.79	240,199.79	FHR 4029-LA MTHLY-15TH	AFS		2.000	01/15/2027	241,402.38	237,866.92
154066456	1001	3137ALSN0	100817	182,759.14	182,759.14	FILMC 3996-BA MTHLY-15TH	AFS		1.500	02/15/2027	182,702.12	178,983.92
154066895	1001	3136A5TR2	100827	173,235.45	173,235.45	FN12 33-CD MTHLY-25TH	AFS		2.000	03/25/2027	173,710.12	171,459.31
160078781	1001	3136A6AA2	100831	217,986.78	217,986.78	FNR 2012 52-DA MTHLY-25TH	AFS		2.000	05/25/2027	218,090.93	215,029.86
154068210	1001	3137AREYE	100835	207,454.58	207,454.58	FHR 4066-MG MTHLY-15TH	AFS		1.500	06/15/2027	206,870.23	202,830.34
160088054	1001	3138MESHU0	100948	730,418.83	730,418.83	FNMA #AP4742	AFS		2.500	08/01/2027	735,633.25	741,785.97
154075464	1001	3137AVFA0	100848	509,438.62	509,438.62	FHR 4120-NC MTHLY-15TH	AFS		1.500	10/15/2027	511,546.72	498,792.90
154063858	1001	3137AWUQ6	100914	285,903.57	285,903.57	FHR 4145-LC MTHLY-15TH	AFS		1.500	12/15/2027	286,504.86	278,966.18
154071957	1001	3136AAEF8	100849	324,794.03	324,794.03	FNR 2012 129-GB MTHLY-25TH	AFS		1.500	12/25/2027	326,567.09	316,587.05
160084831	1001	3136ABUZ4	100870	313,509.92	313,509.92	FNR 2013 7-AD MTHLY-25TH	AFS		1.500	02/25/2028	314,770.37	305,650.53
154065858	1001	3136ADENS	100900	278,640.31	278,640.31	FNR 2013 36-JC MTHLY-25TH	AFS		1.250	04/25/2028	278,540.99	270,344.74
	1001	3137AFGL0	100770	268,843.86	268,843.86	FILMC 3925-LD MTHLY-15TH	AFS		2.500	01/15/2041	270,377.31	269,656.73
			Items 31	13,694,831.74	40,790,000.00				2.086		13,654,691.09	13,701,086.22

Status Codes: N = New Purchase S = Sold M = Matured C = Called O = Paid Off \* = Pre-refunded T = ASC 520 Transfer I = Impaired  
Note: Refer to the U.S. Government and Agency Ratings report for ratings on treasury, agency and pass through securities.

**FILSOL** (210) 224-5492  
(210) 224-8787  
9601 McAllister Freeway, Suite 301, San Antonio, Texas 78216-4633

**II. Pledge & Safekeeping Reports**

11-21-2019

SPECIFIED-ACTIVITY-REPORT -- 08-01-2019 THRU 08-31-2019

PAGE 1

TIME:01:43 PM - AUGUST 2019 - OTHER BANK ACCOUNTS - CHECKING ACCOUNTS

PREPARER:0005

ACCOUNT NUMBER AND TITLE	STARTING BALANCE	DEBIT BALANCE	CREDIT BALANCE	ENDING BALANCE
65-010-165 COUNTY SEIZURE HOLD CASH IN BANK	69,828.01	5.82	0.00	69,833.83
GROUP-TOTAL	69,828.01	5.82	0.00	69,833.83
67-010-167 CASH IN BANK - BOND I & S	37,659.99	6,420.44	0.00	44,080.43
GROUP-TOTAL	37,659.99	6,420.44	0.00	44,080.43
72-010-172 FEDERAL SEIZURE CASH IN BANK	498.41	0.00	0.00	498.41
GROUP-TOTAL	498.41	0.00	0.00	498.41
73-010-173 CO. ATTY FORFEITURE FUND	6,320.63	0.00	0.00	6,320.63
GROUP-TOTAL	6,320.63	0.00	0.00	6,320.63
76-010-176 CASH IN BANK CREDIT CARD CLEARING	76,555.51	64,802.22	76,347.24	65,010.49
GROUP-TOTAL	76,555.51	64,802.22	76,347.24	65,010.49
86-010-186 WOODVALLEY ACRES CASH IN BANK I&S	543.82	323.92	10.00	857.74
GROUP-TOTAL	543.82	323.92	10.00	857.74
90-010-190 4TH COURT OF APPEALS CASH IN BANK	694.80	315.00	0.00	1,009.80
GROUP-TOTAL	694.80	315.00	0.00	1,009.80
93-010-193 ST TAX ACCT CASH IN BANK	4.00	44,196.97	0.00	44,200.97
GROUP-TOTAL	4.00	44,196.97	0.00	44,200.97
95-010-195 LAW LIBRARY CASH IN BANK	50,105.92	1,744.25	0.00	51,850.17
GROUP-TOTAL	50,105.92	1,744.25	0.00	51,850.17
96-010-196 CO ATTY ACCT CASH IN BANK	31,857.36	152.66	30.00	31,980.02
GROUP-TOTAL	31,857.36	152.66	30.00	31,980.02
97-010-197 CIVIL PREPAR CASH IN BANK	175,653.06	7,439.94	75.00	183,018.00
GROUP-TOTAL	175,653.06	7,439.94	75.00	183,018.00
REPORT TOTAL	449,721.51	125,401.22	76,462.24	498,660.49

**CHECKING ACCOUNTS INTEREST FORM**

FOR THE MONTH OF AUGUST 2019

<b>Bank Account Name</b>	<b>Account Number</b>	<b>Int. Rate</b>	<b>Amt of Interest</b>
Wilson County General Funds	12-100-610	0.10%	\$70.05
Wilson County Sheriff's Seizure	65-050-001	0.10%	\$5.82
Wilson County Construction Interest & Sinking	85-100-101	0.10%	\$3.42
Wood Valley Interest and Sinking	86-100-601	0.09%	\$0.06
State Tax Account Interest and Sinking	93-100-001	0.10%	\$2.60
Law Library Interest and Sinking	95-100-415	0.10%	\$4.25
HB #825 Attorney Account	96-100-001	0.10%	\$2.66
Civil Preparedness	97-100-118	0.10%	\$14.94
<b>TOTAL</b>			<b>\$103.80</b>

ACCOUNT NUMBER AND TITLE	STARTING BALANCE	DEBIT BALANCE	CREDIT BALANCE	ENDING BALANCE
12-025-075 INVESTMENTS - TEKPOOL	9,542,072.46	0.00	500,000.00	9,042,072.46
GROUP-TOTAL	9,542,072.46	0.00	500,000.00	9,042,072.46
12-025-090 INVESTMENT IN CD #30668	200,000.00	0.00	0.00	200,000.00
GROUP-TOTAL	200,000.00	0.00	0.00	200,000.00
65-010-075 COUNTY SEIZURE CD #30311	1,966.49	0.00	0.00	1,966.49
GROUP-TOTAL	1,966.49	0.00	0.00	1,966.49
67-010-075 CASH IN BANK - TEXAS CLASS	23,915.10	46.36	0.00	23,961.46
GROUP-TOTAL	23,915.10	46.36	0.00	23,961.46
80-010-075 JACKSON MEM PARK CD #30461	15,777.19	0.00	0.00	15,777.19
GROUP-TOTAL	15,777.19	0.00	0.00	15,777.19
88-010-076 DEWEES REM HOUSE CD #31515	8,931.57	0.00	0.00	8,931.57
GROUP-TOTAL	8,931.57	0.00	0.00	8,931.57
95-010-075 LAW LIBRARY CD #30030	50,867.87	6.27	0.00	50,874.14
GROUP-TOTAL	50,867.87	6.27	0.00	50,874.14
97-010-075 CIVIL PREPARENESS CD #30434	311,174.38	89.52	0.00	311,263.90
GROUP-TOTAL	311,174.38	89.52	0.00	311,263.90
REPORT TOTAL	10,154,705.06	142.15	500,000.00	9,654,847.21

LAW LIBRARY CD - X0030 ▼


**Search Transactions**

Activity: Date range; **Start date:** Aug 01, 2019; **End date:** Aug 31, 2019; **Type:** All

**Transactions**

Pending     Posted

Date ▼	Description ◇	Debit ◇	Credit ◇	Balance
<input checked="" type="radio"/> Aug 16, 2019	Accr Earning Payment Added to Acct		6.27	50,874.14

CIVIL PREPAREDNESS CD -- X0434 

**Search Transactions**

Activity: Date range; Start date: Aug 01, 2019; End date: Aug 31, 2019; Type: All

**Transactions**

Pending     Posted

Date ▼	Description ◇	Debit ◇	Credit ◇	Balance
● Aug 23, 2019	Accr Earning Payment Added to Acct		89.52	311,263.90



WILSON COUNTY  
INVESTMENT TYPE CD  
AUGUST 2019

CERTIFICATES OF DEPOSIT

DESCRIPTION	CD #	ORIGINATION DATE	ORIGINATION AMOUNT	MATURITY DATE	INTEREST PAYS	INTEREST RATE	CONTRIBUTION AMOUNT	WITHDRAWAL AMOUNT	INTEREST PAID	ENDING BOOK BALANCE
General Funds	30668	08/11/10	\$200,000.00	08/04/19	Monthly	1.10%		\$135.89	\$135.89	\$200,000.00
Sheriff Seizure Acct	30311	11/16/08	\$1,966.49	11/14/19	Yearly	0.60%				\$1,966.49
Jackson Memorial Fund	31509	05/20/11	\$15,777.19	05/18/19	Yearly	0.80%				\$15,777.19
Deweese Remschel House	31515	11/18/13	\$8,931.57	06/18/19	Yearly	0.90%				\$8,931.57
Law Library	30030	11/11/08	\$50,867.87	08/19/19	Monthly	0.15%			\$6.27	\$50,874.14
Civil Preparedness	30434	04/17/09	\$311,174.38	08/23/19	Monthly	0.35%			\$89.52	\$311,263.90
Totals			\$588,717.50			0.65%			\$231.68	\$588,813.29

INVESTMENT POOL - TEXPOOL

DESCRIPTION	INTEREST PAYS	INTEREST RATE	BEGINNING PRINCIPAL	CONTRIBUTION AMOUNT	WITHDRAWAL AMOUNT	MONTHLY INTEREST PAID	ENDING BOOK VALUE
449/7880600001	Monthly	2.4344%	\$9,542,072.46		\$517,304.35	\$17,304.35	\$9,042,072.46

S CLASS - WILSON COUNTY COUNSTRUCTION INTEREST & SINKING ACCOUNT

DESCRIPTION	INTEREST PAYS	INTEREST RATE	BEGINNING PRINCIPAL	CONTRIBUTION AMOUNT	WITHDRAWAL AMOUNT	MONTHLY INTEREST PAID	ENDING BOOK VALUE
TX-01-0499-0002 Int & Sinking Construct Acct	Monthly	2.28%	\$23,915.10			\$45.56	\$23,961.46

Total Investments

\$9,654,847.21

WILSON COUNTY  
BROKER CD  
AUGUST 2019

FINANCIAL NORTHEASTERN COMPANIES      BROKER CD'S

DESCRIPTION	BEGINNING PRINCIPAL	MARKET PRICE	MARKET VALUE	ACCRUED INTEREST	ESTIMATED ANNUAL INCOME	INTEREST RATE
CITIZENS BK NA PROVIDENCE RI CTF DEP ACT/365 AT - MATURITY 2.400% 09/20/19 B/E DTD 03/20/19	15,000.00	100.025	15,003.75	161.75	360.00	2.39%
SOUTHEAST BK FARRAGUT TENN CTF DEP ACT/365 2.400% 09/23/19 B/E DTD 03/21/19 MATURED	247,000.00	100.028	247,069.16	2,647.30	5,928.00	2.39%
AFFINITY FED CR UN BASKING RIDGE NJ SH CTF act/365 2.700% 03/20/20 B/E DTD 03/15/19	243,000.00	100.469	244,139.67	2,912.01	6,563.00	2.68%
AMERICAN FIRST CR UN BREA CALIF SH CTF ACT/365 MONTHLY 2.550% 09/15/20 B/E DTD 03/15/19 N/C	249,000.00	100.840	251,091.60	278.33	6,349.50	2.52%
JPMORGAN CHASE BK NA COLUMBUS OHIO CTF DEP ACT/365 2.650% 03/15/21 B/E DTD 03/15/19 CLB CLR 03/15/20 @100.000	246,000.00	100.436	247,072.56	3,018.39	6,519.00	2.63%
<b>TOTAL INVESTMENTS</b>	<b>1,000,000.00</b>		<b>1,004,376.74</b>	<b>9,017.78</b>	<b>25,717.50</b>	

TEXAS CLASS INTEREST  
AUGUST 2019

Date	Daily Rate (%)	YTD Yield (%)	7-Day Yield (%)	WAM Days to Reset	WAM Days to Final	Daily Dividend	Net Asset Value (NAV)
8/1/2019	2.3482	2.5592	2.3675	58	87	6.43343E-05	1.00016466
8/2/2019	2.3371	2.5581	2.3621	60	87	6.4031E-05	1.0001225
8/3/2019	2.3371	2.5571	2.3567	60	87	6.4031E-05	1.0001225
8/4/2019	2.3371	2.5561	2.3512	60	87	6.4031E-05	1.0001225
8/5/2019	2.3151	2.555	2.3439	59	85	6.34274E-05	1.00026772
8/6/2019	2.3051	2.5538	2.3353	58	85	6.31534E-05	1.00030369
8/7/2019	2.2951	2.5526	2.325	58	84	6.28795E-05	1.00030557
8/8/2019	2.2951	2.5515	2.3174	57	83	6.28795E-05	1.00032675
8/9/2019	2.2951	2.5503	2.3114	58	84	6.28795E-05	1.00022066
8/10/2019	2.2951	2.5491	2.3054	58	84	6.28795E-05	1.00022066
8/11/2019	2.2951	2.548	2.2994	58	84	6.28795E-05	1.00022066
8/12/2019	2.2951	2.5469	2.2965	56	83	6.28795E-05	1.00029492
8/13/2019	2.2951	2.5458	2.2951	56	84	6.28795E-05	1.00029468
8/14/2019	2.2951	2.5447	2.2951	58	87	6.28795E-05	1.0002811
8/15/2019	2.2851	2.5435	2.2937	58	87	6.26055E-05	1.00033167
8/16/2019	2.2751	2.5423	2.2908	57	87	6.23315E-05	1.00024783
8/17/2019	2.2751	2.5412	2.288	57	87	6.23315E-05	1.00024783
8/18/2019	2.2751	2.54	2.2851	57	87	6.23315E-05	1.00024783
8/19/2019	2.2651	2.5388	2.2808	56	86	6.20575E-05	1.00031475
8/20/2019	2.2651	2.5376	2.2765	56	86	6.20575E-05	1.0003162
8/21/2019	2.2651	2.5365	2.2722	56	87	6.20575E-05	1.00031929
8/22/2019	2.2551	2.5353	2.268	54	86	6.17836E-05	1.00030423
8/23/2019	2.2451	2.534	2.2637	55	87	6.15096E-05	1.00019862
8/24/2019	2.2451	2.5328	2.2594	55	87	6.15096E-05	1.00019862
8/25/2019	2.2451	2.5316	2.2551	55	87	6.15096E-05	1.00019862
8/26/2019	2.2462	2.5304	2.2524	53	85	6.154E-05	1.00028299
8/27/2019	2.2455	2.5292	2.2496	52	83	6.15211E-05	1.00026891
8/28/2019	2.2465	2.528	2.2469	52	83	6.15482E-05	1.00027556
8/29/2019	2.2455	2.5269	2.2456	52	83	6.15216E-05	1.00026873
8/30/2019	2.2508	2.5257	2.2464	52	84	6.16647E-05	1.00014428
8/31/2019	2.2508	2.5246	2.2472	52	84	6.16647E-05	1.00014428



Print

# TexPool

## Daily Performance from 08-01-2019 to 08-31-2019

As of Date	Daily Net Yield (%)	Dividend Factor	7 Day Net Yield (%)	Daily Assets (\$)	NAV (\$)	Weighted Average Maturity (WAM)	Weighted Average Life (WAL)
08-01-2019	2.2691	0.000062166	2.3400	21,309,993,340.29	1.00008	35	111
08-02-2019	2.2306	0.000061111	2.3300	21,404,568,273.47	1.00009	35	111
08-03-2019	2.2306	0.000061111	2.3100	21,404,568,273.47	1.00009	35	111
08-04-2019	2.2306	0.000061111	2.2900	21,404,568,273.47	1.00009	35	111
08-05-2019	2.2037	0.000060376	2.2700	21,260,087,646.11	1.00013	33	109
08-06-2019	2.1799	0.000059724	2.2500	21,383,910,344.53	1.00012	34	108
08-07-2019	2.1654	0.000059325	2.2200	21,367,128,635.67	1.00013	34	109
08-08-2019	2.1570	0.000059096	2.2000	21,331,311,711.17	1.00014	34	109
08-09-2019	2.1685	0.000059411	2.1900	21,364,048,609.67	1.00013	35	109
08-10-2019	2.1685	0.000059411	2.1800	21,364,048,609.67	1.00013	35	109
08-11-2019	2.1685	0.000059411	2.1700	21,364,048,609.67	1.00013	35	109
08-12-2019	2.1718	0.000059500	2.1700	21,183,807,284.20	1.00013	35	110
08-13-2019	2.1860	0.000059890	2.1700	21,308,242,768.25	1.00011	36	110
08-14-2019	2.1843	0.000059843	2.1700	21,080,093,556.30	1.00013	36	112
08-15-2019	2.1932	0.000060087	2.1800	21,133,119,284.27	1.00016	37	112
08-16-2019	2.1773	0.000059652	2.1800	21,047,893,636.55	1.00015	38	114
08-17-2019	2.1773	0.000059652	2.1800	21,047,893,636.55	1.00015	38	114
08-18-2019	2.1773	0.000059652	2.1800	21,047,893,636.55	1.00015	38	114
08-19-2019	2.1523	0.000058968	2.1800	21,003,599,364.73	1.00013	37	112
08-20-2019	2.1587	0.000059143	2.1700	20,897,443,563.66	1.00013	37	113
08-21-2019	2.1366	0.000058538	2.1700	20,919,746,944.70	1.00012	37	112
08-22-2019	2.1297	0.000058347	2.1600	20,814,728,024.88	1.00012	36	112
08-23-2019	2.1281	0.000058303	2.1500	21,102,344,407.49	1.00012	37	111
08-24-2019	2.1281	0.000058303	2.1400	21,102,344,407.49	1.00012	37	111

08-25-2019	2.1281	0.000058303	2.1400	21,102,344,407.49	1.00012	37	111
08-26-2019	2.1342	0.000058472	2.1300	20,944,294,147.98	1.00010	35	110
08-27-2019	2.1574	0.000059107	2.1300	20,820,139,630.22	1.00010	36	110
08-28-2019	2.1510	0.000058931	2.1400	20,736,242,048.81	1.00010	36	111
08-29-2019	2.1466	0.000058811	2.1400	20,757,312,782.28	1.00010	35	109
08-30-2019	2.1624	0.000059244	2.1400	20,484,500,345.68	1.00011	38	113
08-31-2019	2.1624	0.000059244	2.1500	20,484,500,345.68	1.00011	38	113

**Monthly Performance** from 08-31-2019 to 08-31-2019

As of Date	Average Monthly Rate (%)	Average Monthly Dividend Factor	Average Monthly 7 Day Rate (%)	Average Monthly Balance (\$)	Weighted Average Maturity (WAM)	Weighted Average Life (WAL)	Participants
08-31-2019	2.1715	0.000059492	2.1910	21,096,024,727.45	36	111	2578

Performance quoted represents past performance which is no guarantee of future results. Investment return will vary. The value of an investment, when redeemed, may be worth more or less than the original cost. Current performance may be lower or higher than what is stated.

An investment in the Pool is not insured or guaranteed by any government or government agency. Although the manager of the Pool seeks to preserve principal, it is possible to lose money by depositing money in the Pool.

For more complete information, see the investment policy and information statement available on this website. You should consider the investment's objectives, risks, charges, and expenses carefully before investing. Information about these and other important subjects is in the investment policy and information statement which you should read carefully before investing.

Please note that daily fund prices, dividend factors and yield information (collectively, the "Pricing Information") are posted to this web page at approximately 4:00 p.m. ET and are updated each day that the New York Stock Exchange is open for regular trading. Daily gross yields and 7 day unsubsidized net yields are updated at approximately 8:30 p.m. ET. Daily fund prices, dividend factors, and yield information are subject to normal quality control, validation, and verification after such posting, and prior to 10:00 a.m. ET the next business day, remain subject to change. Taxable Money Market Fund daily dividend factors, may include short term capital gains. Please take this into consideration when using this information.

Federated Investment Counseling

Not FDIC Insured  
 May Lose Value  
 No Bank Guarantee

Copyright © 2019 Federated Investors, Inc.

Copyright Policy

Print



WILSON COUNTY, TEXAS  
 SCHEDULE OF INDEBTEDNESS  
 Aug-19

<b>LEASE PURCHASES</b>	<b>SERIES</b>	<b>DATE</b>	<b>INTEREST</b>	<b>TOTAL AMOUNT</b>	<b>TOTAL</b>
Precinct No. 1 Peterbilt Truck	37 of 60	9/25/2017	2.590%	\$116,266.41	\$73,465.65
Precinct No. 1 Asphalt Zipper	46 of 60	6/4/2018	3.690%	\$143,580.00	\$112,403.89
Precinct No. 2 Truck	22 of 60	5/3/2016	2.340%	\$111,696.01	\$40,586.99
Precinct No. 2 Caterpillar 12M3 Motor Grader	28 of 60	10/16/2017	4.200%	\$232,684.00	\$152,973.07
Wilson County Collection Facility Skid Steer	16 of 48	12/15/2016	2.340%	\$41,156.00	\$14,148.42
Precinct No. 3 Peterbilt Dump Truck	43 of 60	12/12/2017	2.5900%	\$116,266.11	\$85,268.00
Precinct No. 3 Water Truck	27 of 36	11/9/2018	3.8900%	\$49,000.00	\$37,279.91
Precinct No. 4 Peterbilt Dump Truck	45 of 60	4/23/2018	3.5240%	\$114,212.99	\$85,701.82
Precinct No. 4 Peterbilt Dump Truck	47 of 60	6/7/2018	3.7400%	\$114,196.57	\$91,230.58
<b>TOTAL LEASE PURCHASES</b>				<b>\$1,039,058.09</b>	<b>\$693,058.33</b>
<b>BONDED DEBT</b>					
Series 2014 Limited Tax Refunding Bond	2014	2/20/2014	2.50%	\$8,215,000.00	\$6,730,000.00
<b>GRAND TOTAL</b>				<b>\$9,254,058.09</b>	<b>\$7,423,058.33</b>

Jan Hartl  
County Treasurer  
Wilson County

AFFIDAVIT  
WILSON COUNTY TREASURER'S REPORT  
FOR THE MONTH OF AUGUST 2019  
REGULAR TERM

We, the undersigned County Commissioners and County Judge of Wilson County, have compared, and examined the report of Jan Hartl, County Treasurer of Wilson County, for the month of AUGUST . Finding same correct and Article 114.026 of the Local Government Code has been complied with, we have caused an order to be entered upon the minutes of Commissioners' Court meeting stating the approval of Treasurer's report by our court. The amount of cash and other amounts in the custody of the County Treasurer, Jan Hartl, for AUGUST are:


WILSON COUNTY GENERAL FUNDS	400,157.44
OTHER BANK ACCOUNTS	498,660.49
TOTAL	<u>898,817.93</u>


INVESTMENTS:	
CERTIFICATES OF DEPOSIT	588,813.29
TEXPOOL	9,042,072.46
TEXAS CLASS - CONSTRUCTION INTEREST & SINKING	23,961.46
FINANCIAL NORTHEASTERN SERVICES - BROKER CD'S	1,000,000.00
TOTAL	<u>10,654,847.21</u>

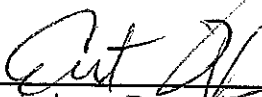
TOTAL	11,553,665.14
-------	---------------


COMBINED INDEBTEDNESS	7,423,058.33
-----------------------	--------------


WITNESS our hands, officially this the 25TH day of NOVEMBER 2019



  
\_\_\_\_\_  
County Judge

  
\_\_\_\_\_  
Commissioner Prec. #1

  
\_\_\_\_\_  
Commissioner Prec. #3

  
\_\_\_\_\_  
Commissioner Prec. #2

  
\_\_\_\_\_  
Commissioner Prec. #4

  
  
\_\_\_\_\_  
Eva S. Martinez  
County Clerk, Wilson County