

May 29, 2018

*The Honorable Commissioners' Court
Wilson County
Floresville, TX 78114*

Honorable Members of the Court:

In compliance with Article 114.026 of the Local Government Code, and also in compliance with House Bill 2459, Public Funds Investment Act, this monthly report and investment report for the month ending April 30, 2018 is submitted for your review for the recording in the minutes of the court.

The investments have been made in compliance with Wilson County's investment policy. It will be the objective of the county to earn the maximum rate of return allowed on its investments within policies imposed by its safety and liquidity objectives.

In accordance with House Bill 2459, Wilson County has diversified its portfolio. The total balance of all funds is \$15,416,186.12. Wilson County has 0.08% in Cash Management Accounts, 0.04% in Certificates of Deposits, 0.89% in Texpool, and 0.00% in Texas Class. The deposits and withdrawals of the accounts are listed on the following pages.

Investments are made with the intention of holding to maturity, but with the ability to liquidate should funds be needed. Total interest earned for the month ending April 30, 2018 is \$18,943.50. The average rate of return for the month being 1.33%.

It is an honor for me, as your County Treasurer to serve the Court and the citizens as the Certified Investment Officer for Wilson County.

Respectfully Submitted,



Jan Harl

Wilson County Treasurer

ACCOUNT NUMBER AND TITLE	STARTING BALANCE	DEBIT BALANCE	CREDIT BALANCE	ENDING BALANCE
12-010-010 CASH IN BANK GENERAL FUND	3,572,087.84-	1,543,058.64	1,179,006.66	3,208,035.86-
20-010-010 CASH IN BANK LEOSE ACCT	37,069.43	0.00	0.00	37,069.43
21-010-010 R&B #1 CASH IN BANK	673,158.83	37,079.15	78,017.42	632,220.56
22-010-010 R&B #2 CASH IN BANK	726,873.27	64,428.91	71,815.74	719,486.44
23-010-010 R & B #3 CASH IN BANK	555,631.24	48,215.94	144,981.74	458,865.44
24-010-010 R&B #4 CASH IN BANK	648,314.18	57,832.13	106,156.28	599,990.03
25-010-010 TOTAL CASH IN BANK CIVIL FEES REPOR	17,838.19	9,666.60	27,333.80	170.99
26-010-010 CASH COURTHOUSE SECURITY	21,710.07-	2,799.72	14,725.00	33,635.35-
33-010-010 E & O CASH IN BANK	7,764.50-	390.00	0.00	7,374.50-
34-010-010 LIBRARY CASH IN BANK	306,761.77	11,781.57	31,763.95	286,779.39
36-010-010 JURY CASH IN BANK	3,624.10	45.00	6,761.44	3,092.34-
37-010-010 CASH IN BANK - STATE COURT COST & F	2,271.42	281.29	2,271.42	281.29
39-010-010 SUBDIVISION CASH IN BANK	52,017.12	1,800.00	3,497.50	50,319.62
40-010-010 RECORDING FEE CASH N BANK	659,813.77	17,743.25	12,877.88	664,679.14
42-010-010 CASH CHILD ABUSE FUND	0.00	0.00	0.00	0.00
43-010-010 CASH PRETRIAL INTERV PROGRAM FUND	132,382.04	8,030.00	0.00	140,412.04
44-010-010 J.P.TECH CASH IN THE BANK	35,935.19	1,660.98	297.09	37,299.08
46-010-010 O.C. HOLDING ACCOUNT-CASH IN BANK	28,250.00	0.00	0.00	28,250.00
50-010-010 COUNTY TIF GRANT	72,907.27	0.00	0.00	72,907.27
51-010-010 FEMA 4223 DR TX BANK	79,880.04	0.00	0.00	79,880.04
52-010-010 VAWA-GRANT 3015402	34,961.98-	22,044.54	10,648.30	23,565.74-
53-010-010 VOCA GRANT 3309901 BANK ACCT	17,729.10-	9,184.93	4,436.88	12,981.05-
54-010-010 CASH IN BANK - HOT CHECK HOLDING	75.00-	2,146.42	2,146.42	75.00-
55-010-010 BODY ARMOR-GRANT-3513201	0.00	0.00	0.00	0.00
57-010-010 J.P. HOLDING ACCOUNT CASH IN BANK	3,611.94	241,434.40	228,649.10	16,397.24
59-010-010 CASH IN BANK - INMATE PH	14,865.18	939.43	0.00	15,804.61
62-010-010 CASH IN BANK-COMMUNITY ECONOMIC DEV	3,816.37	0.00	0.00	3,816.37
63-010-010 COUNTY CLERK TECH - CASH IN BANK	1,949.00	12.00	0.00	1,961.00
64-010-010 JUV CASE MGT FUND - CASH IN BANK	115.00	0.00	0.00	115.00
GROUP-TOTAL	402,756.86	2,080,574.90	1,925,386.62	557,945.14
REPORT TOTAL	402,756.86	2,080,574.90	1,925,386.62	557,945.14


Pledge Report by Maturity Date

Pledge V: WILSON COUNTY

SK	Code	Cusip	ID #	Current Face	Original Face	Description	ASC	Moody / S&P	Coupon	Maturity	Book Value	Fair Value
1001	160091286	912828U32	101071	2,000,000.00	2,000,000.00	U.S. TREASURY NOTES	AFS		1.000	11/15/2019	1,983,402.12	1,957,265.62
1001	160072529	34681LHD3	100985	250,000.00	250,000.00	FORT BEND CNTY TX MUD #119 REF GO AG	AFS	A2 / AA	2.500	09/01/2020	253,564.85	251,254.13
1001	237003957	31397QC22	100721	1,76,111.68	2,000,000.00	FN11 17-CJ MTHLY-25TH	AFS		2.750	03/25/2021	176,438.56	175,234.01
1001	160074915	41421QGH4	100998	240,000.00	240,000.00	HARRIS CNTY TX MUD #106 REF GO AGMQ	AFS	NR / AA	3.500	09/01/2021	247,886.62	245,794.55
1001	154066019	3136A0P35	100738	148,145.11	1,000,000.00	FNR 2011 86-DB MTHLY-25TH	AFS		1.500	09/25/2021	147,940.72	144,887.48
1001	160059301	3134G3KS8	100820	80,509.84	1,000,000.00	MLAN 2012 1-A10 MTHLY-15TH (FHLMC ISSI	AFS		2.060	01/15/2022	81,210.97	77,792.63
1001	160070470	31371LW99	100585	96,165.97	2,800,000.00	FNMA #255160	AFS		5.500	03/01/2024	97,795.59	103,949.40
1001	160070590	31419GCZ5	100704	226,252.94	2,000,000.00	FNMA #A.E.487	AFS		3.500	10/01/2025	230,052.57	230,141.66
1001	160070471	3138A2CF4	100700	156,507.65	1,000,000.00	FNMA #A.H09@	AFS		3.500	12/01/2025	157,060.19	159,197.63
1001	160076666	31412RLX3	100703	278,787.06	2,000,000.00	FNMA #32842	AFS		3.500	12/01/2025	282,156.35	283,578.71
1001	154064238	3137AFXP2	100785	217,763.94	1,000,000.00	FHLMC 3941-BE MTHLY-15TH	AFS		2.000	03/15/2026	218,629.27	212,480.36
1001	154063182	3137AGBH2	100793	216,227.15	1,000,000.00	FHLMC 3945-BE MTHLY-15TH	AFS		2.000	03/15/2026	217,165.52	211,044.47
1001	154066643	3137AGF54	100778	203,722.04	1,000,000.00	FHLMC 3939-EB MTHLY-15TH	AFS		1.750	03/15/2026	203,697.38	197,820.35
1001	154067353	3137AHAV7	100790	182,782.29	1,000,000.00	FHLMC 3936-KC MTHLY-15TH	AFS		1.500	03/15/2026	182,237.58	177,299.86
1001	154066456	3137AEGP4	100759	151,435.70	1,000,000.00	FHLMC 3917-AB MTHLY-15TH	AFS		1.750	07/15/2026	151,767.26	147,033.32
1001	154066895	3137ALHN4	100823	265,480.52	1,000,000.00	FHR 3998-KG MTHLY-15TH	AFS		2.000	11/15/2026	266,831.56	256,390.01
1001	160078781	3137APFN5	100830	335,822.95	1,000,000.00	FHR 4029-LA MTHLY-15TH	AFS		2.000	01/15/2027	337,865.79	323,682.89
1001	154068210	3137ALSNO	100817	264,479.99	1,000,000.00	FHLMC 3996-BA MTHLY-15TH	AFS		1.500	02/15/2027	264,382.94	252,332.15
1001	154066436	3136ASTK2	100827	238,739.49	1,000,000.00	FN12 33-CD MTHLY-25TH	AFS		2.000	03/25/2027	239,530.00	230,006.94
1001	154068210	3136A6A2	100831	295,520.83	1,000,000.00	FNR 2012 52-DA MTHLY-25TH	AFS		2.000	05/25/2027	296,637.40	283,574.15
1001	160088054	3137AREY8	100835	284,897.88	1,000,000.00	FHR 4066-IG MTHLY-15TH	AFS		1.500	06/15/2027	283,933.73	270,298.20
1001	154073464	3138M8HU0	100946	981,693.83	2,500,000.00	FNMA #AF47@	AFS		2.500	08/01/2027	989,640.94	958,624.03
1001	154063838	3137AVFA0	100848	697,212.30	2,000,000.00	FHR 4120-NC MTHLY-15TH	AFS		1.500	10/15/2027	700,528.35	661,031.04
1001	154071957	3137AWUQ6	100914	397,349.54	1,000,000.00	FHR 4145-LC MTHLY-15TH	AFS		1.500	12/15/2027	398,295.80	374,422.67
1001	160084831	3136AAEF8	100849	444,185.40	1,000,000.00	FNR 2012 129-GD MTHLY-25TH	AFS		1.500	12/25/2027	446,661.84	416,892.57
1001	154063858	3136ABUZA	100870	420,613.99	1,000,000.00	FNR 2013 7-AD MTHLY-25TH	AFS		1.500	02/25/2028	422,539.95	395,169.38
1001	154063858	3136ADENS	100900	382,202.84	1,000,000.00	FNR 2013 36-JC MTHLY-25TH	AFS		1.250	04/25/2028	382,045.38	358,012.41
1001	154063858	3137AFGL0	100770	347,868.93	1,000,000.00	FHLMC 3925-LD MTHLY-15TH	AFS		2.500	01/15/2041	330,104.63	333,564.13
Items 28											10,009,993.86	9,688,774.75

*=Pre-refunded N=New Purchase S=Sold C=Called M=Matured O=Paid Off D=In Default C=Stunk T=Put
Note: Refer to the U.S. Government and Agency Ratings report for ratings on treasury, agency and pass thru securities.

II. Pledge & Safekeeping Reports



(210) 224-5492
(210) 224-8787
9601 McAllister Freeway, Suite 301, San Antonio, Texas 78216-4633

05-28-2018

SPECIFIED-ACTIVITY-REPORT -- 04-01-2018 THRU 04-30-2018

PAGE 1
PREPARER:0005

TIME:05:34 PM - APRIL 2018 - OTHER BANK ACCOUNTS - CHECKING ACCOUNTS

ACCOUNT NUMBER AND TITLE	STARTING BALANCE	DEBIT BALANCE	CREDIT BALANCE	ENDING BALANCE
65-010-165 COUNTY SEIZURE HOLD CASH IN BANK	62,283.20	0.00	0.00	62,283.20
GROUP-TOTAL	62,283.20	0.00	0.00	62,283.20
67-010-167 CASH IN BANK - BOND I & S	92,312.52	15,726.30	0.00	108,038.82
GROUP-TOTAL	92,312.52	15,726.30	0.00	108,038.82
72-010-172 FEDERAL SEIZURE CASH IN BANK	498.41	0.00	0.00	498.41
GROUP-TOTAL	498.41	0.00	0.00	498.41
76-010-176 CASH IN BANK CREDIT CARD CLEARING	206,595.06	73,158.70	65,860.39	213,893.37
GROUP-TOTAL	206,595.06	73,158.70	65,860.39	213,893.37
86-010-186 WOODVALLEY ACRES CASH IN BANK I&S	68,965.86	899.17	0.00	69,865.03
GROUP-TOTAL	68,965.86	899.17	0.00	69,865.03
90-010-190 4TH COURT OF APPEALS CASH IN BANK	1,319.80	345.00	625.00	1,039.80
GROUP-TOTAL	1,319.80	345.00	625.00	1,039.80
93-010-193 ST TAX ACCT CASH IN BANK	104,600.42	38,778.84	124,443.84	18,935.42
GROUP-TOTAL	104,600.42	38,778.84	124,443.84	18,935.42
95-010-195 LAW LIBRARY CASH IN BANK	47,828.24	2,250.00	880.04	49,198.20
GROUP-TOTAL	47,828.24	2,250.00	880.04	49,198.20
96-010-196 CO ATTY ACCT CASH IN BANK	27,325.91	5,122.50	50.00	32,398.41
GROUP-TOTAL	27,325.91	5,122.50	50.00	32,398.41
97-010-197 CIVIL PREPAR CASH IN BANK	120,935.15	2,975.00	0.00	123,910.15
GROUP-TOTAL	120,935.15	2,975.00	0.00	123,910.15
REPORT TOTAL	732,664.57	139,255.51	191,859.27	680,060.81

ACCOUNT NUMBER AND TITLE	STARTING BALANCE	DEBIT BALANCE	CREDIT BALANCE	ENDING BALANCE
12-025-075 TEXPOOL INVESTMENTS	14,542,072.46	0.00	1,000,000.00	13,542,072.46
GROUP-TOTAL	14,542,072.46	0.00	1,000,000.00	13,542,072.46
12-025-090 INVESTMENT IN CD #30668	200,000.00	0.00	0.00	200,000.00
GROUP-TOTAL	200,000.00	0.00	0.00	200,000.00
65-010-075 COUNTY SEIZURE CD #30311	1,947.94	0.00	0.00	1,947.94
GROUP-TOTAL	1,947.94	0.00	0.00	1,947.94
67-010-075 CASH IN BANK - TEXAS CLASS	48,499.27	77.57	0.00	48,576.84
GROUP-TOTAL	48,499.27	77.57	0.00	48,576.84
80-010-075 JACKSON MEM PARK CD #30461	15,605.06	0.00	0.00	15,605.06
GROUP-TOTAL	15,605.06	0.00	0.00	15,605.06
88-010-076 DEWBES REM HOUSE CD #31515	8,834.13	0.00	0.00	8,834.13
GROUP-TOTAL	8,834.13	0.00	0.00	8,834.13
95-010-075 LAW LIBRARY CD #30030	50,767.63	6.26	0.00	50,773.89
GROUP-TOTAL	50,767.63	6.26	0.00	50,773.89
97-010-075 CIVIL PREPARENESS CD #30434	310,318.84	51.01	0.00	310,369.85
GROUP-TOTAL	310,318.84	51.01	0.00	310,369.85
REPORT TOTAL	15,178,045.33	134.84	1,000,000.00	14,178,180.17

Wilson County
Investment Type CD
APRIL 2018

CERTIFICATES OF DEPOSIT

DESCRIPTION	CD #	ORIGINATION DATE	ORIGINATION AMOUNT	MATURITY DATE	INTEREST PAYS	INTEREST RATE	CONTRIBUTION AMOUNT	WITHDRAWAL AMOUNT	INTEREST PAID	ENDING BOOK BALANCE
General Funds	30668	08/11/10	\$200,000.00	04/04/18	Monthly	0.55%		\$90.41	\$90.41	\$200,000.00
Sheriff Seizure Acct	30311	11/16/08	\$1,947.94	11/14/17	Yearly	0.45%				\$1,947.94
Jackson Memorial Fund	31509	05/20/11	\$15,605.06	05/18/18	Yearly	0.50%				\$15,605.06
Dawees Remischel House	31515	11/18/13	\$8,834.13	06/12/18	Yearly	0.45%			\$6.26	\$8,834.13
Law Library	30030	11/11/08	\$50,767.63	04/22/18	Monthly	0.15%			\$51.01	\$50,773.89
Civil Preparedness	30434	04/17/09	\$310,318.84	04/28/18	Monthly	0.20%			\$147.68	\$310,369.85
Totals			\$587,473.60			0.38%				\$587,530.87

INVESTMENT POOL - TEXPOOL

DESCRIPTION	INTEREST PAYS	INTEREST RATE	BEGINNING PRINCIPAL	CONTRIBUTION AMOUNT	WITHDRAWAL AMOUNT	MONTHLY INTEREST PAID	ENDING BOOK VALUE
449/7880600001	Monthly	1.6704%	\$14,542,072.46		\$1,018,718.25	\$16,718.25	\$13,542,072.46

S CLASS - WILSON COUNTY CONSTRUCTION INTEREST & SINKING ACCOUNT


DESCRIPTION	INTEREST PAYS	INTEREST RATE	BEGINNING PRINCIPAL	CONTRIBUTION AMOUNT	WITHDRAWAL AMOUNT	MONTHLY INTEREST PAID	ENDING BOOK VALUE
TX-01-0499-0002_Int & Sinking Construct Acct	Monthly	1.95%	\$48,499.27		\$0.00	\$77.57	\$48,576.84

Total Investments

\$14,178,180.17

TEXAS CLASS
DAILY PERFORMANCE
04-01-2018 TO 04-30-2018

Date	Daily Rate (%)	YTD Yield (%)	7-Day Yield (%)	WAM Days to Reset	WAM Days to Final	Daily Dividend	Net Asset Value (NAV)
4/1/2018	1.8451	1.6423	1.8438	46	70	5.05507E-05	0.99984127
4/2/2018	1.8551	1.6446	1.8451	45	70	5.08247E-05	0.9999198
4/3/2018	1.8799	1.6471	1.8515	48	72	5.15044E-05	0.99994335
4/4/2018	1.8958	1.6498	1.8588	48	72	5.19408E-05	0.99993337
4/5/2018	1.9008	1.6524	1.8667	48	73	5.20772E-05	0.99993207
4/6/2018	1.9048	1.655	1.8752	49	73	5.21853E-05	0.99987097
4/7/2018	1.9048	1.6576	1.8838	49	73	5.21853E-05	0.99987097
4/8/2018	1.9048	1.6601	1.8923	49	73	5.21853E-05	0.99987097
4/9/2018	1.9251	1.6628	1.9023	48	71	5.27425E-05	0.99994368
4/10/2018	1.9254	1.6654	1.9088	48	72	5.27498E-05	0.9999715
4/11/2018	1.9351	1.6681	1.9144	49	72	5.30164E-05	0.99997853
4/12/2018	1.9378	1.6707	1.9197	48	71	5.30911E-05	0.9999846
4/13/2018	1.9463	1.6734	1.9256	48	72	5.33235E-05	0.99991332
4/14/2018	1.9463	1.676	1.9315	48	72	5.33235E-05	0.99991332
4/15/2018	1.9463	1.6786	1.9375	48	72	5.33235E-05	0.99991332
4/16/2018	1.9571	1.6812	1.942	47	71	5.36184E-05	1.00000078
4/17/2018	1.9565	1.6838	1.9465	47	71	5.3604E-05	1.00000857
4/18/2018	1.9651	1.6864	1.9508	47	71	5.38384E-05	1.00001966
4/19/2018	1.9653	1.689	1.9547	47	70	5.38449E-05	1.00002205
4/20/2018	1.9751	1.6916	1.9588	47	70	5.41123E-05	0.99994431
4/21/2018	1.9751	1.6941	1.9629	47	70	5.41123E-05	0.99994431
4/22/2018	1.9751	1.6966	1.9671	47	70	5.41123E-05	0.99994431
4/23/2018	1.9751	1.6991	1.9696	45	67	5.41123E-05	1.00001776
4/24/2018	1.9785	1.7016	1.9728	44	66	5.42051E-05	1.00001052
4/25/2018	1.9851	1.704	1.9756	44	66	5.43863E-05	1.00001584
4/26/2018	1.9862	1.7065	1.9786	44	66	5.44168E-05	1.00002293
4/27/2018	1.997	1.7089	1.9817	44	66	5.47134E-05	0.99995053
4/28/2018	1.997	1.7114	1.9849	44	66	5.47134E-05	0.99995053
4/29/2018	1.997	1.7138	1.988	44	66	5.47134E-05	0.99995053
4/30/2018	2.0051	1.7162	1.9923	42	64	5.49342E-05	1.00003957



Pool Information

Location: 78806
Wilson County

TexPool

Average Monthly rate for April	1.6704%
Average Monthly Dividend Factor for April	0.000045765
Information as of	May 10, 2018
Daily Net Yield	1.7012%
Dividend Factor	0.000046608
7 Day Net Yield	1.70%
Daily Assets	\$19,262,256,798.15
Weighted Average Maturity	27 days
Weighted Average Life	75 days
NAV	0.99992

TexPool Prime

Average Monthly rate for April	1.9264%
Average Monthly Dividend Factor for April	0.000052779
Information as of	May 10, 2018
Daily Net Yield	2.0123%
Dividend Factor	0.000055131
7 Day Net Yield	2.01%
Daily Assets	\$5,782,088,729.16
Weighted Average Maturity	33 days
Weighted Average Life	62 days
NAV	1.00001

Contact Information

Participant Services 1-866-839-7665

Performance quoted represents past performance which is no guarantee of future results. Investment return will vary. The value of an investment when redeemed may be worth more or less than the original cost. Current performance may be higher or lower than what is stated.

WILSON COUNTY, TEXAS
SCHEDULE OF INDEBTEDNESS
Apr-18

ROAD & BRIDGE WARRANTS 9/30/2005	SERIES UNPAID	DATE ISSUED	INTEREST RATE	TOTAL AMOUNT ORIGINAL ISSUE	TOTAL OUTSTANDING
Wood Valley	1 of 15	7/15/2004	5.25%	\$719,346.20	\$70,479.49
TOTAL WARRANTS				\$719,346.20	\$70,479.49
LEASE PURCHASES					
Precinct No. 1 John Deere Tractor	36 of 60	7/14/2015	0.000%	\$74,590.24	\$30,618.68
Precinct No. 1 Peterbilt Truck	53 of 60	9/25/2017	2.590%	\$116,266.41	\$103,464.02
Precinct No. 2 Truck	38 of 60	5/3/2016	2.340%	\$111,696.01	\$70,414.90
Precinct No. 2 Caterpillar 12M3 Motor Grader	44 OF 60	10/16/2017	4.200%	\$232,684.00	\$211,548.70
Wilson County Collection Facility Skid Steer	32 of 48	12/15/2016	2.340%	\$41,156.00	\$27,862.65
Precinct No. 3 Volvo Roller	24 of 60	12/5/2014	2.3500%	\$50,219.00	\$0.00
Precinct No. 3 Volvo Pneumatic Roller	24 of 60	12/5/2014	2.3500%	\$64,869.00	\$0.00
Precinct No. 3 Volvo Backhoe	15 of 60	6/19/2014	2.3500%	\$93,242.00	\$0.00
Precinct No. 4 Volvo Motor Grader	15 of 60	6/17/2014	2.3500%	\$130,056.00	\$31,725.88
Precinct No. 4 Caterpillar Backhoe Loader	49 of 60	3/2/2017	3.2001%	\$75,101.00	\$58,635.39
TOTAL LEASE PURCHASES				\$989,879.66	\$534,270.22
BONDED DEBT					
Series 2014 Limited Tax Refunding Bond	2014	2/20/2014	2.00%	\$8,215,000.00	\$7,070,000.00
GRAND TOTAL				\$9,064,402.20	\$7,674,749.71

Jan Hartl
County Treasurer
Wilson County

AFFIDAVIT
WILSON COUNTY TREASURER'S REPORT
FOR THE MONTH OF APRIL 2018
REGULAR TERM

We, the undersigned County Commissioners and County Judge of Wilson County, have compared, and examined the report of Jan Hartl, County Treasurer of Wilson County, for the month of APRIL . Finding same correct and Article 114.026 of the Local Government Code has been complied with, we have caused an order to be entered upon the minutes of Commissioners' Court meeting stating the approval of Treasurer's report by our court. The amount of cash and other amounts in the custody of the County Treasurer, Jan Hartl, for APRIL are:


WILSON COUNTY GENERAL FUNDS	557,945.14
OTHER BANK ACCOUNTS	680,060.81
TOTAL	<u>1,238,005.95</u>

INVESTMENTS:	
CERTIFICATES OF DEPOSIT	587,530.87
TEXPOOL	13,542,072.46
TEXAS CLASS - CONSTRUCTION INTEREST & SINKING	48,576.84
TOTAL	<u>14,178,180.17</u>


TOTAL	15,416,186.12
-------	---------------

COMBINED INDEBTEDNESS	7,674,749.71
-----------------------	--------------


WITNESS our hands, officially this the 29TH day of MAY 2018



County Judge




Commissioner Prec. #1





Commissioner Prec. #3



Commissioner Prec. #2



Commissioner Prec. #4

Eva S. Martinez
County Clerk, Wilson County