

*April 9, 2018*

*The Honorable Commissioners' Court  
Wilson County  
Floresville, TX 78114*

*Honorable Members of the Court:*

*In compliance with Article 114.026 of the Local Government Code, and also in compliance with House Bill 2459, Public Funds Investment Act, this monthly report and investment report for the month ending February 28, 2018 is submitted for your review for the recording in the minutes of the court.*


*The investments have been made in compliance with Wilson County's investment policy. It will be the objective of the county to earn the maximum rate of return allowed on its investments within policies imposed by its safety and liquidity objectives.*

*In accordance with House Bill 2459, Wilson County has diversified its portfolio. The total balance of all funds is \$16,177,865.12. Wilson County has 0.09% in Cash Management Accounts, 0.04% in Certificates of Deposits, 0.87% in Texpool, and 0.00% in Texas Class. The deposits and withdrawals of the accounts are listed on the following pages.*

*Investments are made with the intention of holding to maturity, but with the ability to liquidate should funds be needed. Total interest earned for the month ending February 28, 2018 is \$14,767.32. The average rate of return for the month being 1.09%.*

*It is an honor for me, as your County Treasurer to serve the Court and the citizens as the Certified Investment Officer for Wilson County.*

*Respectfully Submitted,*



*Jan Hartl  
Wilson County Treasurer*

ACCOUNT NUMBER AND TITLE	STARTING BALANCE	DEBIT BALANCE	CREDIT BALANCE	ENDING BALANCE
12-010-010 CASH IN BANK GENERAL FUND	2,759,355.33-	1,855,865.81	2,222,782.44	3,126,271.96-
20-010-010 CASH IN BANK LEOSE ACCT	30,053.44	7,015.99	0.00	37,069.43
21-010-010 R&B #1 CASH IN BANK	606,849.85	113,563.12	53,328.67	667,084.30
22-010-010 R&B #2 CASH IN BANK	615,310.34	182,829.16	117,702.64	680,436.86
23-010-010 R & B #3 CASH IN BANK	462,719.33	137,728.22	62,739.66	537,707.89
24-010-010 R&B #4 CASH IN BANK	547,590.42	171,156.78	111,857.34	606,889.86
25-010-010 TOTAL CASH IN BANK CIVIL FEES REPOR	875.99	6,865.00	0.00	7,740.99
26-010-010 CASH COURTHOUSE SECURITY	2,011.42	2,122.53	14,629.58	10,495.63-
33-010-010 E & O CASH IN BANK	8,464.50-	295.00	0.00	8,169.50-
34-010-010 LIBRARY CASH IN BANK	299,425.57	44,195.06	24,919.88	318,700.75
36-010-010 JURY CASH IN BANK	4,661.10	40.00	840.00	3,861.10
37-010-010 CASH IN BANK - STATE COURT COST & F	2,444.44	1,118.71	2,444.44	1,118.71
39-010-010 SUBDIVISION CASH IN BANK	54,439.62	400.00	2,375.00	52,464.62
40-010-010 RECORDING FEE CASH N BANK	636,857.34	2,052.00	6,635.72	632,273.62
42-010-010 CASH CHILD ABUSE FUND	0.00	0.00	0.00	0.00
43-010-010 CASH PRETRIAL INTERV PROGRAM FUND	121,074.94	0.00	0.00	121,074.94
44-010-010 J.P.TECH CASH IN THE BANK	47,210.60	1,804.48	336.29	48,678.79
46-010-010 O.C. HOLDING ACCOUNT-CASH IN BANK	28,250.00	0.00	0.00	28,250.00
50-010-010 COUNTY TIF GRANT	80,145.98	0.00	0.00	80,145.98
51-010-010 FEMA 4223 DR TX BANK	79,880.04	0.00	0.00	79,880.04
52-010-010 VAWA-GRANT 3015402	13,665.38-	0.00	10,648.30	24,313.68-
53-010-010 VOCA GRANT 3309901 BANK ACCT	8,855.34-	0.00	4,436.88	13,292.22-
54-010-010 CASH IN BANK - HOT CHECK HOLDING	75.00-	2,224.44	2,224.44	75.00-
57-010-010 J.P. HOLDING ACCOUNT CASH IN BANK	83,443.26	155,842.09	149,120.29	90,165.06
59-010-010 CASH IN BANK - INMATE PH	12,875.00	789.07	0.00	13,664.07
62-010-010 CASH IN BANK-COMMUNITY ECONOMIC DEV	3,816.37	0.00	0.00	3,816.37
GROUP-TOTAL	929,519.50	2,685,907.46	2,787,021.57	828,405.39
REPORT TOTAL	929,519.50	2,685,907.46	2,787,021.57	828,405.39

**Pledge Report by Maturity Date**  
Pledge V: WILSON COUNTY

SouthTrust Bank  
George West, TX

Subkeeping Receipt	S.K. Code	Cusip	ID #	Current Face	Original Face	Description	ASC 320	Moody / S&P	Coupon	Maturity	Book Value	Fair Value
160091286	1001	912828U32	101071	2,000,000.00	2,000,000.00	U S TREASURY NOTES	AFS		1.000	11/15/2019	1,981,603.77	1,959,531.26
160072329	1001	346811HDS	100985	250,000.00	250,000.00	FORT BEND CNTY TX MUD #19 REF GO AGI	AFS	A2/AA	2.500	09/01/2020	253,819.49	251,439.19
237003937	1001	31397QC22	100721	193,449.84	193,449.84	FN11 17-CJ MTHLY-25TH	AFS		2.750	09/25/2021	193,829.76	192,925.35
160074915	1001	41421QG44	100998	240,000.00	240,000.00	HARRIS CNTY TX MUD #106 REF GO AGM Q	AFS		3.500	09/01/2021	248,449.95	246,292.60
154066019	1001	3136AOP35	100758	159,249.44	159,249.44	FNR 2011 86-DB MTHLY-25TH	AFS	NR/AA	1.500	09/25/2021	159,019.39	156,032.25
160070470	1001	3139G3KS8	100820	83,276.65	83,276.65	MLAN 2012 1-A10 MTHLY-15TH (FHLMC ISSU	AFS		2.060	01/15/2022	84,023.23	81,064.61
160070590	1001	313711MH9	100585	101,214.79	101,214.79	FNMA #255160	AFS		5.500	09/01/2024	102,967.52	110,102.71
160075974	1001	31419GCZ5	100704	236,461.34	236,461.34	FNMA #AE5487	AFS		3.500	10/01/2025	240,506.11	241,633.93
160076666	1001	3138A2CF4	100700	163,339.64	163,339.64	FNMA #AH0969	AFS		3.500	12/01/2025	163,926.57	166,912.69
160070471	1001	31412RLX3	100703	289,071.48	289,071.48	FNMA #932842	AFS		3.500	12/01/2025	292,651.35	295,394.92
160075974	1001	3137AFXP2	100785	229,155.55	229,155.55	FHLMC 3941-BE MTHLY-15TH	AFS		2.000	09/15/2026	230,098.51	224,412.52
154064238	1001	3137AGBH2	100793	228,506.04	228,506.04	FHLMC 3945-BJ MTHLY-15TH	AFS		2.000	09/15/2026	229,527.38	223,824.70
154064655	1001	3137AGFS4	100778	214,308.28	214,308.28	FHLMC 3939-EB MTHLY-15TH	AFS		1.750	09/15/2026	214,281.45	208,836.89
154063182	1001	3137AEGP4	100790	193,051.22	193,051.22	FHLMC 3936-KC MTHLY-15TH	AFS		1.500	09/15/2026	192,441.13	187,833.60
154066643	1001	3137ALHM4	100823	159,163.60	159,163.60	FHLMC 3917-AB MTHLY-15TH	AFS		1.750	07/15/2026	159,522.20	155,114.66
154067353	1001	3137APTN5	100830	272,558.33	272,558.33	FHR 3998-KG MTHLY-15TH	AFS		2.000	11/15/2026	273,982.42	264,505.03
154066456	1001	3137ALSNO	100817	346,735.90	346,735.90	FHR 4029-LA MTHLY-15TH	AFS		2.000	01/15/2027	348,878.27	335,879.54
154066895	1001	3136ASTK2	100827	277,642.43	277,642.43	FHLMC 3996-BA MTHLY-15TH	AFS		1.500	02/15/2027	277,539.04	265,938.41
160078781	1001	3136A6AA2	100831	247,031.12	247,031.12	FN 12 33-CD MTHLY-25TH	AFS		2.000	09/25/2027	247,864.04	239,211.68
154068210	1001	3137AREY8	100835	312,697.22	312,697.22	FNR 2012 52-DA MTHLY-25TH	AFS		2.000	05/25/2027	311,895.58	299,795.19
160088054	1001	3138M8HU0	100948	1,015,011.85	1,015,011.85	FHR 4066-MG MTHLY-15TH	AFS		1.500	08/15/2027	311,636.78	298,208.31
154073464	1001	3137AVFA0	100848	725,632.58	725,632.58	FNMA #AP4742	AFS		2.500	08/01/2027	1,023,363.69	994,711.61
154063838	1001	3137AVWU6	100914	413,363.16	413,363.16	FHR 4120-NC MTHLY-15TH	AFS		1.500	10/15/2027	729,139.16	691,875.17
154071957	1001	3136AAEF8	100849	465,443.87	465,443.87	FHR 4145-LC MTHLY-15TH	AFS		1.500	12/25/2027	414,338.70	391,794.06
160084831	1001	3136ABUZ4	100870	435,026.60	435,026.60	FNR 2012 129-GD MTHLY-25TH	AFS		1.500	02/25/2028	468,073.44	439,742.01
154063838	1001	3137AFGL0	100770	355,802.60	355,802.60	FNR 2013 7-AD MTHLY-25TH	AFS		1.250	04/25/2028	398,513.52	375,631.69
				10,316,590.14	34,790,000.00				1.886		10,347,080.52	10,054,800.41

Items 28

\*=P=Pre-funded N=New Purchase S=Sold C=Called M=Matured O=Paid Off D=In Default C=Sunk T=Put  
Note: Refer to the U.S. Government and Agency Ratings report for ratings on treasury, agency and pass thru securities.

ACCOUNT NUMBER AND TITLE	STARTING BALANCE	DEBIT BALANCE	CREDIT BALANCE	ENDING BALANCE
65-010-165 COUNTY SEIZURE HOLD CASH IN BANK	62,283.20	0.00	0.00	62,283.20
GROUP-TOTAL	62,283.20	0.00	0.00	62,283.20
67-010-167 CASH IN BANK - BOND I & S	123.16-	67,252.39	0.00	67,129.23
GROUP-TOTAL	123.16-	67,252.39	0.00	67,129.23
72-010-172 FEDERAL SEIZURE CASH IN BANK	498.41	0.00	0.00	498.41
GROUP-TOTAL	498.41	0.00	0.00	498.41
76-010-176 CASH IN BANK CREDIT CARD CLEARING	106,340.66	72,104.53	0.00	178,445.19
GROUP-TOTAL	106,340.66	72,104.53	0.00	178,445.19
86-010-186 WOODVALLEY ACRES CASH IN BANK I&S	66,247.82	3,328.68	1,794.15	67,782.35
GROUP-TOTAL	66,247.82	3,328.68	1,794.15	67,782.35
90-010-190 4TH COURT OF APPEALS CASH IN BANK	934.80	245.00	0.00	1,179.80
GROUP-TOTAL	934.80	245.00	0.00	1,179.80
93-010-193 ST TAX ACCT CASH IN BANK	18,935.42	41,314.69	0.00	60,250.11
GROUP-TOTAL	18,935.42	41,314.69	0.00	60,250.11
95-010-195 LAW LIBRARY CASH IN BANK	47,483.36	1,470.00	1,760.08	47,193.28
GROUP-TOTAL	47,483.36	1,470.00	1,760.08	47,193.28
96-010-196 CO ATTY ACCT CASH IN BANK	33,108.29	220.00	127.38	33,200.91
GROUP-TOTAL	33,108.29	220.00	127.38	33,200.91
97-010-197 CIVIL PREPAR CASH IN BANK	112,060.15	3,900.00	0.00	115,960.15
GROUP-TOTAL	112,060.15	3,900.00	0.00	115,960.15
REPORT TOTAL	447,768.95	189,835.29	3,681.61	633,922.63

ACCOUNT NUMBER AND TITLE	STARTING BALANCE	DEBIT BALANCE	CREDIT BALANCE	ENDING BALANCE
12-025-075 TEXPOOL INVESTMENTS	13,542,072.46	1,000,000.00	0.00	14,542,072.46
GROUP-TOTAL	13,542,072.46	1,000,000.00	0.00	14,542,072.46
12-025-090 INVESTMENT IN CD #30668	200,000.00	0.00	0.00	200,000.00
GROUP-TOTAL	200,000.00	0.00	0.00	200,000.00
65-010-075 COUNTY SEIZURE CD #30311	1,947.94	0.00	0.00	1,947.94
GROUP-TOTAL	1,947.94	0.00	0.00	1,947.94
67-010-075 CASH IN BANK - TEXAS CLASS	48,567.25	60.06	200.00	48,427.31
GROUP-TOTAL	48,567.25	60.06	200.00	48,427.31
80-010-075 JACKSON MEM PARK CD #30461	15,605.06	0.00	0.00	15,605.06
GROUP-TOTAL	15,605.06	0.00	0.00	15,605.06
88-010-076 DEWEES REM HOUSE CD #31515	8,834.13	0.00	0.00	8,834.13
GROUP-TOTAL	8,834.13	0.00	0.00	8,834.13
95-010-075 LAW LIBRARY CD #30030	50,755.11	6.26	0.00	50,761.37
GROUP-TOTAL	50,755.11	6.26	0.00	50,761.37
97-010-075 CIVIL PREPARENESS CD #30434	310,216.85	0.00	0.00	310,216.85
GROUP-TOTAL	310,216.85	0.00	0.00	310,216.85
REPORT TOTAL	14,177,998.80	1,000,066.32	200.00	15,177,865.12

Wilson County  
Investment Type CD  
FEBRUARY 2018

CERTIFICATES OF DEPOSIT

DESCRIPTION	CD #	ORIGINATION DATE	ORIGINATION AMOUNT	MATURITY DATE	INTEREST PAYS	INTEREST RATE	CONTRIBUTION AMOUNT	WITHDRAWAL AMOUNT	INTEREST PAID	ENDING BOOK BALANCE
General Funds	30668	08/11/10	\$200,000.00	02/04/18	Monthly	0.55%		\$93.42	\$93.42	\$200,000.00
Sheriff Seizure Acct	30311	11/16/08	\$1,947.94	11/14/17	Yearly	0.45%				\$1,947.94
Jackson Memorial Fund	31509	05/20/11	\$15,605.06	05/18/18	Yearly	0.50%				\$15,605.06
Deweese Remischel House	31515	11/18/13	\$8,834.13	06/12/18	Yearly	0.45%				\$8,834.13
Law Library	30030	11/11/08	\$50,755.11	02/22/18	Monthly	0.15%			\$6.26	\$50,761.37
Civil Preparedness	30434	04/17/09	\$310,165.86	01/30/18	Monthly	0.20%			\$50.99	\$310,216.85
Totals			\$587,308.10			0.38%			\$150.67	\$587,365.35

INVESTMENT POOL - TEXPOOL

DESCRIPTION	INTEREST PAYS	INTEREST RATE	BEGINNING PRINCIPAL	CONTRIBUTION AMOUNT	WITHDRAWAL AMOUNT	MONTHLY INTEREST PAID	ENDING BOOK VALUE
449/788060001	Monthly	1.2803%	\$13,542,072.46	\$1,000,000.00	\$14,556.59	\$14,556.59	\$14,542,072.46

S CLASS - WILSON COUNTY COUNSTRUCTION INTEREST & SINKING ACCOUNT

DESCRIPTION	INTEREST PAYS	INTEREST RATE	BEGINNING PRINCIPAL	CONTRIBUTION AMOUNT	WITHDRAWAL AMOUNT	MONTHLY INTEREST PAID	ENDING BOOK VALUE
TX-01-0499-0002 Int & Sinking Construct Acct	Monthly	1.62%	\$48,567.25		\$200.00	\$60.06	\$48,427.31

Total Investments

\$15,177,865.12



Daily Rates

February 2018

**TXCLASS**

---

Date	Dividend Rate	Daily Yield
01-Feb-18	0.000043530	1.59%
02-Feb-18	0.000043589	1.59%
03-Feb-18	0.000043589	1.59%
04-Feb-18	0.000043589	1.59%
05-Feb-18	0.000043427	1.59%
06-Feb-18	0.000043996	1.61%
07-Feb-18	0.000043742	1.60%
08-Feb-18	0.000043794	1.60%
09-Feb-18	0.000043975	1.61%
10-Feb-18	0.000043975	1.61%
11-Feb-18	0.000043975	1.61%
12-Feb-18	0.000044044	1.61%
13-Feb-18	0.000044318	1.62%
14-Feb-18	0.000044348	1.62%
15-Feb-18	0.000044308	1.62%
16-Feb-18	0.000044523	1.63%
17-Feb-18	0.000044523	1.63%
18-Feb-18	0.000044523	1.63%
19-Feb-18	0.000044523	1.63%
20-Feb-18	0.000044523	1.63%
21-Feb-18	0.000044833	1.64%
22-Feb-18	0.000044824	1.64%
23-Feb-18	0.000045038	1.64%
24-Feb-18	0.000045038	1.64%
25-Feb-18	0.000045038	1.64%
26-Feb-18	0.000045071	1.65%
27-Feb-18	0.000045071	1.65%
28-Feb-18	0.000045171	1.65%



Print

# TexPool

## Daily Performance from 02-01-2018 to 02-28-2018

As of Date	Daily Net Yield (%)	Dividend Factor	7 Day Net Yield (%)	Daily Assets (\$)	NAV (\$)	Weighted Average Maturity (WAM)	Weighted Average Life (WAL)
02-01-2018	1.3172	0.000036088	1.3200	21,453,184,251.90	0.99994	26	83
02-02-2018	1.3188	0.000036131	1.3200	21,522,139,249.66	0.99995	27	86
02-03-2018	1.3188	0.000036131	1.3200	21,522,139,249.66	0.99995	27	86
02-04-2018	1.3188	0.000036131	1.3200	21,522,139,249.66	0.99995	27	86
02-05-2018	1.3182	0.000036114	1.3200	21,750,836,143.09	0.99994	24	83
02-06-2018	1.3147	0.000036019	1.3200	21,908,907,770.11	0.99994	24	82
02-07-2018	1.3138	0.000035995	1.3200	22,060,884,308.52	0.99994	24	81
02-08-2018	1.3179	0.000036107	1.3200	22,306,551,025.47	0.99993	24	76
02-09-2018	1.3240	0.000036274	1.3200	22,341,053,784.25	0.99993	25	80
02-10-2018	1.3240	0.000036274	1.3200	22,341,053,784.25	0.99993	25	80
02-11-2018	1.3240	0.000036274	1.3200	22,341,053,784.25	0.99993	25	80
02-12-2018	1.3239	0.000036270	1.3200	22,265,390,505.28	0.99993	23	78
02-13-2018	1.3281	0.000036387	1.3200	21,960,667,323.83	0.99994	24	78
02-14-2018	1.3382	0.000036662	1.3300	21,620,947,808.30	0.99991	25	81
02-15-2018	1.3506	0.000037004	1.3300	21,449,046,985.31	0.99990	25	80
02-16-2018	1.3610	0.000037287	1.3400	21,250,316,020.08	0.99989	27	84
02-17-2018	1.3610	0.000037287	1.3400	21,250,316,020.08	0.99989	27	84
02-18-2018	1.3610	0.000037287	1.3500	21,250,316,020.08	0.99989	27	84
02-19-2018	1.3610	0.000037287	1.3500	21,250,316,020.08	0.99989	27	84
02-20-2018	1.3636	0.000037359	1.3600	21,206,333,602.27	0.99988	26	80
02-21-2018	1.3607	0.000037279	1.3600	21,179,045,416.65	0.99988	26	83
02-22-2018	1.3635	0.000037356	1.3600	21,031,193,770.01	0.99987	26	81
02-23-2018	1.3693	0.000037514	1.3600	20,919,211,171.26	0.99987	26	84
02-24-2018	1.3693	0.000037514	1.3600	20,919,211,171.26	0.99987	26	84



02-25-2018	1.3693	0.000037514	1.3700	20,919,211,171.26	0.99987	26	84
02-26-2018	1.3723	0.000037596	1.3700	20,884,722,498.15	0.99987	26	83
02-27-2018	1.3770	0.000037726	1.3700	20,733,199,202.05	0.99986	26	83
02-28-2018	1.3856	0.000037963	1.3700	20,482,019,597.22	0.99986	27	85

**Monthly Performance from 12-31-2017 to 02-28-2018**

As of Date	Average Monthly Rate (%)	Average Monthly Dividend Factor	Average Monthly 7 Day Rate (%)	Average Monthly Balance (\$)	Weighted Average Maturity (WAM)	Weighted Average Life (WAL)	Participants
12-31-2017	1.1764	0.000032231	1.1571	16,261,615,415.51	33	93	2445
01-31-2018	1.2989	0.000035586	1.2948	19,416,949,912.12	30	88	2448
02-28-2018	1.3438	0.000036815	1.3386	21,487,193,103.71	26	82	2455

**Previous Performance Data**

Daily Performance Data January 1997 - April 2002 (PDF)

Monthly Performance Data January 1990 - March 2002 (PDF)

Performance quoted represents past performance which is no guarantee of future results. Investment return will vary. The value of an investment, when redeemed, may be worth more or less than the original cost. Current performance may be lower or higher than what is stated.

An investment in the Pool is not insured or guaranteed by any government or government agency. Although the manager of the Pool seeks to preserve principal, it is possible to lose money by depositing money in the Pool.

For more complete information, see the investment policy and information statement available on this website. You should consider the investment's objectives, risks, charges, and expenses carefully before investing. Information about these and other important subjects is in the investment policy and information statement which you should read carefully before investing.

Please note that daily fund prices, dividend factors and yield information (collectively, the "Pricing Information") are posted to this web page at approximately 4:00 p.m. ET and are updated each day that the New York Stock Exchange is open for regular trading. Daily gross yields and 7 day unsubsidized net yields are updated at approximately 8:30 p.m. ET. Daily fund prices, dividend factors, and yield information are subject to normal quality control, validation, and verification after such posting, and prior to 10:00 a.m. ET the next business day, remain subject to change. Taxable Money Market Fund daily dividend factors, may include short term capital gains. Please take this into consideration when using this information.

Federated Investment Counseling

Not FDIC Insured

May Lose Value

No Bank Guarantee

Copyright © 2018 Federated Investors, Inc.

Copyright Policy



Print

WILSON COUNTY, TEXAS  
SCHEDULE OF INDEBTEDNESS  
Feb-18

ROAD & BRIDGE WARRANTS 9/30/2005	SERIES UNPAID	DATE ISSUED	INTEREST RATE	TOTAL AMOUNT ORIGINAL ISSUE	TOTAL OUTSTANDING
Wood Valley	1 of 15	7/15/2004	5.25%	\$719,346.20	\$70,479.49
<b>TOTAL WARRANTS</b>				\$719,346.20	\$70,479.49
<b>LEASE PURCHASES</b>					
Precinct No. 1 John Deere Tractor	38 of 60	7/14/2015	0.000%	\$74,590.24	\$32,886.72
Precinct No. 1 Peterbilt Truck	55 of 60	9/25/2017	2.590%	\$116,266.41	\$107,141.58
Precinct No. 2 Truck	40 of 60	5/3/2016	2.340%	\$111,696.01	\$74,078.44
Precinct No. 2 Caterpillar 12M3 Motor Grader	46 OF 60	10/16/2017	4.200%	\$232,684.00	\$218,643.08
Wilson County Collection Facility Skid Steer	34 of 48	12/15/2016	2.340%	\$41,156.00	\$29,547.07
Precinct No. 3 Volvo Roller	25 of 60	12/5/2014	2.3500%	\$50,219.00	\$21,643.12
Precinct No. 3 Volvo Pneumatic Roller	25 of 60	12/5/2014	2.3500%	\$64,869.00	\$27,956.90
Precinct No. 3 Volvo Backhoe	16 of 60	6/19/2014	2.3500%	\$93,242.00	\$25,944.26
Precinct No. 4 Volvo Motor Grader	17 of 60	6/17/2014	2.3500%	\$130,056.00	\$36,187.63
Precinct No. 4 Caterpillar Backhoe Loader	51 of 60	3/2/2017	3.2001%	\$75,101.00	\$62,046.52
<b>TOTAL LEASE PURCHASES</b>				\$989,879.66	\$636,075.32
<b>BONDED DEBT</b>					
Series 2014 Limited Tax Refunding Bond	2014	2/20/2014	2.00%	\$8,215,000.00	\$7,070,000.00
<b>GRAND TOTAL</b>				\$9,064,402.20	\$7,776,554.81

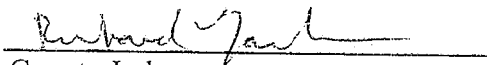
Jan Hartl  
County Treasurer  
Wilson County


AFFIDAVIT  
WILSON COUNTY TREASURER'S REPORT  
FOR THE MONTH OF DECEMBER 2017  
REGULAR TERM


We, the undersigned County Commissioners and County Judge of Wilson County, have compared, and examined the report of Jan Hartl, County Treasurer of Wilson County, for the month of DECEMBER. Finding same correct and Article 114.026 of the Local Government Code has been complied with, we have caused an order to be entered upon the minutes of Commissioners' Court meeting stating the approval of Treasurer's report by our court. The amount of cash and other amounts in the custody of the County Treasurer, Jan Hartl, for DECEMBER are:


WILSON COUNTY GENERAL FUNDS	828,405.39
OTHER BANK ACCOUNTS	633,922.63
TOTAL	<u>1,462,328.02</u>
INVESTMENTS:	
CERTIFICATES OF DEPOSIT	587,365.35
TEXPOOL	14,542,072.46
TEXAS CLASS - CONSTRUCTION INTEREST & SINKING	48,427.31
TOTAL	<u>15,177,865.12</u>
TOTAL	16,640,193.14
COMBINED INDEBTEDNESS	7,070,000.00


WITNESS our hands, officially this the 9TH day of APRIL 2018


  
\_\_\_\_\_  
County Judge

  
\_\_\_\_\_  
Commissioner Prec. #1

  
\_\_\_\_\_  
Commissioner Prec. #2

  
\_\_\_\_\_  
Eva S. Martinez  
County Clerk, Wilson County

  
\_\_\_\_\_  
Commissioner Prec. #3

  
\_\_\_\_\_  
Commissioner Prec. #4