

December 27, 2017

*The Honorable Commissioners' Court
Wilson County
Floresville, TX 78114*

Honorable Members of the Court:

In compliance with Article 114.026 of the Local Government Code, and also in compliance with House Bill 2459, Public Funds Investment Act, this monthly report and investment report for the month ending September 30, 2017 is submitted for your review for the recording in the minutes of the court.


The investments have been made in compliance with Wilson County's investment policy. It will be the objective of the county to earn the maximum rate of return allowed on its investments within policies imposed by its safety and liquidity objectives.

In accordance with House Bill 2459, Wilson County has diversified its portfolio. The total balance of all funds is \$10,784,783.15. Wilson County has 0.07% in Cash Management Accounts, 0.05% in Certificates of Deposits, 0.87% in Texpool, and 0.01% in Texas Class. The deposits and withdrawals of the accounts are listed on the following pages.

Investments are made with the intention of holding to maturity, but with the ability to liquidate should funds be needed. Total interest earned for the month ending September 30, 2017 is \$8,919.28. The average rate of return for the month being 0.88%.

It is an honor for me, as your County Treasurer to serve the Court and the citizens as the Certified Investment Officer for Wilson County.

Respectfully Submitted,



*Jan Hartl
Wilson County Treasurer*

ACCOUNT NUMBER AND TITLE	STARTING BALANCE	DEBIT BALANCE	CREDIT BALANCE	ENDING BALANCE
12-010-010 CASH IN BANK GENERAL FUND	2,048,890.84-	258,997.63	689,928.18	2,479,821.39-
20-010-010 CASH IN BANK LEOSE ACCT	30,103.44	0.00	50.00	30,053.44
21-010-010 R&B #1 CASH IN BANK	485,128.67	25,867.24	88,601.57	422,394.34
22-010-010 R&B #2 CASH IN BANK	393,147.67	40,517.19	107,694.36	325,970.50
23-010-010 R & B #3 CASH IN BANK	236,456.23	31,294.99	51,741.54	216,009.68
24-010-010 R&B #4 CASH IN BANK	277,908.37	38,611.23	104,989.89	211,529.71
25-010-010 TOTAL CASH IN BANK CIVIL FEES REPOR	8,780.59	7,681.20	0.00	16,461.79
26-010-010 CASH COURTHOUSE SECURITY	75,233.39	3,632.20	23,921.74	54,943.85
33-010-010 E & O CASH IN BANK	238.50-	330.00	0.00	91.50
34-010-010 LIBRARY CASH IN BANK	210,954.47	10,088.10	24,342.00	196,700.57
36-010-010 JURY CASH IN BANK	13,100.75	5.00	1,454.00	11,651.75
37-010-010 CASH IN BANK - STATE COURT COST & F	1,802.73	458.21	1,802.73	458.21
39-010-010 SUBDIVISION CASH IN BANK	46,137.12	6,900.00	0.00	53,037.12
40-010-010 RECORDING FEE CASH N BANK	790,131.10	18,885.05	3,309.48	805,706.67
42-010-010 CASH CHILD ABUSE FUND	0.00	0.00	0.00	0.00
43-010-010 CASH PRETRIAL INTERV PROGRAM FUND	70,483.62	7,480.00	0.00	77,963.62
44-010-010 J.P.TECH CASH IN THE BANK	45,288.71	2,455.21	287.89	47,456.03
46-010-010 O.C. HOLDING ACCOUNT-CASH IN BANK	28,250.00	0.00	0.00	28,250.00
50-010-010 COUNTY TIF GRANT	80,145.98	0.00	0.00	80,145.98
51-010-010 FEMA 4223 DR TX BANK	76,388.20	0.00	0.00	76,388.20
52-010-010 VAWA-GRANT 3015401	26.65	0.00	0.00	26.65
53-010-010 VAWA GRANT 3309901 BANK ACCT	0.00	0.00	0.00	0.00
54-010-010 CASH IN BANK - HOT CHECK HOLDING	75.00	1,612.67	1,762.67	75.00-
57-010-010 J.P. HOLDING ACCOUNT CASH IN BANK	142,832.32	228,286.35	230,630.46	140,488.21
59-010-010 CASH IN BANK - INMATE PH	10,356.86	1,043.01	0.00	11,399.87
62-010-010 CASH IN BANK-COMMUNITY ECONOMIC DEV	3,816.37	0.00	0.00	3,816.37
63-010-010 COUNTY CLERK TECH - CASH IN BANK	1,765.00	33.00	0.00	1,798.00
64-010-010 JUV CASE MGT FUND - CASH IN BANK	110.00	0.00	0.00	110.00
GROUP-TOTAL	979,293.90	684,178.28	1,330,516.51	332,955.67
REPORT TOTAL	979,293.90	684,178.28	1,330,516.51	332,955.67

12-22-2017

SPECIFIED-ACTIVITY-REPORT -- 09-01-2017 THRU 09-30-2017

PAGE 1

TIME:08:52 PM - SEPTEMBER 2017 - OTHER BANK ACCOUNTS - CD'S

PREPARER:0005

ACCOUNT NUMBER AND TITLE	STARTING BALANCE	DEBIT BALANCE	CREDIT BALANCE	ENDING BALANCE
12-025-075 TEXPOOL INVESTMENTS	9,342,072.46	0.00	0.00	9,342,072.46
GROUP-TOTAL	9,342,072.46	0.00	0.00	9,342,072.46
12-025-090 INVESTMENT IN CD #30668	200,000.00	0.00	0.00	200,000.00
GROUP-TOTAL	200,000.00	0.00	0.00	200,000.00
65-010-075 COUNTY SEIZURE CD #30311	1,947.94	0.00	0.00	1,947.94
GROUP-TOTAL	1,947.94	0.00	0.00	1,947.94
67-010-075 CASH IN BANK-TEXAS CLASS	48,292.40	49.41	0.00	48,341.81
GROUP-TOTAL	48,292.40	49.41	0.00	48,341.81
80-010-075 JACKSON MEM PARK CD #30461	15,605.06	0.00	0.00	15,605.06
GROUP-TOTAL	15,605.06	0.00	0.00	15,605.06
88-010-076 DEWEES REM HOUSE CD #31515	8,794.55	0.00	0.00	8,794.55
GROUP-TOTAL	8,794.55	0.00	0.00	8,794.55
95-010-075 LAW LIBRARY CD #30030	50,723.83	6.25	0.00	50,730.08
GROUP-TOTAL	50,723.83	6.25	0.00	50,730.08
97-010-075 CIVIL PREPARENESS CD #30434	309,911.06	50.94	0.00	309,962.00
GROUP-TOTAL	309,911.06	50.94	0.00	309,962.00
99-010-075 LANDFILL CD #31049	0.00	0.00	0.00	0.00
GROUP-TOTAL	0.00	0.00	0.00	0.00
99-010-076 LANDFILL CD#30619	0.00	0.00	0.00	0.00
GROUP-TOTAL	0.00	0.00	0.00	0.00
REPORT TOTAL	9,977,347.30	106.60	0.00	9,977,453.90

Wilson County
Investment Type CD
SEPTEMBER 2017

CERTIFICATES OF DEPOSIT

DESCRIPTION	CD #	ORIGINATION DATE	ORIGINATION AMOUNT	MATURITY DATE	INTEREST PAYS	INTEREST RATE	CONTRIBUTION AMOUNT	WITHDRAWAL AMOUNT	INTEREST PAID	ENDING BOOK BALANCE
General Funds	30668	08/11/10	\$200,000.00	07/04/17	Monthly	0.55%		\$93.42	\$93.42	\$200,000.00
Sheriff Seizure Acct	30311	11/16/08	\$1,947.94	11/14/17	Yearly	0.45%				\$1,947.94
Jackson Memorial Fund	31509	05/20/11	\$15,605.06	05/18/18	Yearly	0.50%				\$15,605.06
Dewees Remischel House	31515	11/18/13	\$8,834.13	06/12/18	Yearly	0.45%				\$8,834.13
Law Library	30030	11/11/08	\$50,723.83	09/25/17	Monthly	0.15%			\$6.25	\$50,730.08
Civil Preparedness	30434	04/17/09	\$309,911.06	09/02/17	Monthly	0.20%			\$50.94	\$309,962.00
Landfill	31049	05/17/11	\$0.00	07/25/17	Yearly	0.45%				\$0.00
Landfill	30619	03/23/10	\$0.00	08/13/17	6 months	0.25%				\$0.00
Totals			\$587,022.02			0.36%			\$150.61	\$587,079.21

INVESTMENT POOL - TEXPOOL

DESCRIPTION	INTEREST PAYS	INTEREST RATE	BEGINNING PRINCIPAL	CONTRIBUTION AMOUNT	WITHDRAWAL AMOUNT	MONTHLY INTEREST PAID	ENDING BOOK VALUE
449/786060001	Monthly	0.9714%	\$10,342,072.46	\$0.00	\$1,008,719.26	\$8,719.26	\$9,342,072.46

S CLASS - WILSON COUNTY COUNSTRUCTION INTEREST & SINKING ACCOUNT

DESCRIPTION	INTEREST PAYS	INTEREST RATE	BEGINNING PRINCIPAL	CONTRIBUTION AMOUNT	WITHDRAWAL AMOUNT	MONTHLY INTEREST PAID	ENDING BOOK VALUE
TX-01-0499-0002 Int & Sinking Construct Acct	Monthly	1.25%	\$18,292.40	\$30,000.00	\$0.00	\$49.41	\$48,341.81

Total Investments

\$9,877,493.48

Date	Daily Rate (%YTD Yield (%))	7-Day Yield (% WAM Days to Reset	WAM Days to Final	Daily Dividend	Net Asset Value (NAV)		
9/1/2017	1.235	1.0769	1.2408	56	79	3.38356E-05	0.99999421
9/2/2017	1.235	1.0776	1.2403	56	79	3.38356E-05	0.99999421
9/3/2017	1.235	1.0782	1.2398	56	79	3.38356E-05	0.99999421
9/4/2017	1.235	1.0788	1.2383	56	79	3.38356E-05	0.99999421
9/5/2017	1.2241	1.0794	1.236	54	78	3.35362E-05	1.00007192
9/6/2017	1.2351	1.08	1.2355	56	81	3.38384E-05	1.0000652
9/7/2017	1.2373	1.0807	1.2338	56	81	3.38994E-05	1.00006742
9/8/2017	1.2451	1.0813	1.2352	56	81	3.41123E-05	1.00001458
9/9/2017	1.2451	1.082	1.2367	56	81	3.41123E-05	1.00001458
9/10/2017	1.2451	1.0826	1.2381	56	81	3.41123E-05	1.00001458
9/11/2017	1.2451	1.0833	1.2396	54	78	3.41123E-05	1.00006079
9/12/2017	1.2451	1.0839	1.2426	55	79	3.41123E-05	1.00007493
9/13/2017	1.244	1.0845	1.2438	55	81	3.40821E-05	1.0001101
9/14/2017	1.2451	1.0851	1.2449	58	80	3.41126E-05	1.00007654
9/15/2017	1.2451	1.0858	1.2449	58	80	3.41123E-05	1.00001614
9/16/2017	1.2451	1.0864	1.2449	58	80	3.41123E-05	1.00001614
9/17/2017	1.2451	1.087	1.2449	58	80	3.41123E-05	1.00001614
9/18/2017	1.2484	1.0876	1.2454	57	81	3.42014E-05	1.00007461
9/19/2017	1.2478	1.0882	1.2458	58	81	3.41856E-05	1.00007458
9/20/2017	1.249	1.0888	1.2465	58	81	3.42188E-05	1.0000708
9/21/2017	1.25	1.0894	1.2472	58	81	3.42475E-05	1.00004605
9/22/2017	1.2507	1.0901	1.248	58	81	3.42667E-05	1.00000305
9/23/2017	1.2507	1.0907	1.2488	58	81	3.42667E-05	1.00000305
9/24/2017	1.2507	1.0913	1.2496	58	81	3.42667E-05	1.00000305
9/25/2017	1.2399	1.0918	1.2484	54	77	3.39699E-05	1.00007138
9/26/2017	1.2451	1.0924	1.248	53	77	3.41123E-05	1.00006652
9/27/2017	1.2451	1.0929	1.2475	54	79	3.41123E-05	1.00004758
9/28/2017	1.2523	1.0935	1.2478	54	79	3.43091E-05	1.00005867
9/29/2017	1.2551	1.0941	1.2484	54	78	3.43863E-05	1.00001111
9/30/2017	1.2551	1.0947	1.249	54	78	3.43863E-05	1.00001111



Print

TexPool

Daily Performance from 09-01-2017 to 09-30-2017

As of Date	Daily Net Yield (%)	Dividend Factor	7 Day Net Yield (%)	Daily Assets (\$)	NAV (\$)	Weighted Average Maturity (WAM)	Weighted Average Life (WAL)
09-01-2017	1.0070	0.000027588	1.0000	15,640,705,698.45	1.00003	31	100
09-02-2017	1.0070	0.000027588	1.0000	15,640,705,698.45	1.00003	31	100
09-03-2017	1.0070	0.000027588	1.0000	15,640,705,698.45	1.00003	31	100
09-04-2017	1.0070	0.000027588	1.0100	15,640,705,698.45	1.00003	31	100
09-05-2017	1.0062	0.000027566	1.0100	15,614,874,099.02	1.00003	28	96
09-06-2017	1.0040	0.000027506	1.0100	15,534,081,792.82	1.00003	27	96
09-07-2017	1.0033	0.000027489	1.0100	15,600,735,774.44	1.00003	27	95
09-08-2017	1.0048	0.000027530	1.0100	15,449,785,453.29	1.00003	33	100
09-09-2017	1.0048	0.000027530	1.0100	15,449,785,453.29	1.00003	33	100
09-10-2017	1.0048	0.000027530	1.0000	15,449,785,453.29	1.00003	33	100
09-11-2017	1.0071	0.000027592	1.0100	15,457,292,992.92	1.00003	30	98
09-12-2017	1.0088	0.000027638	1.0100	15,433,911,844.40	1.00002	35	102
09-13-2017	1.0138	0.000027776	1.0100	15,355,135,372.49	1.00002	35	103
09-14-2017	1.0182	0.000027897	1.0100	15,242,251,518.06	1.00002	35	104
09-15-2017	1.0251	0.000028086	1.0100	15,304,363,223.20	1.00001	35	103
09-16-2017	1.0251	0.000028086	1.0100	15,304,363,223.20	1.00001	35	103
09-17-2017	1.0251	0.000028086	1.0200	15,304,363,223.20	1.00001	35	103
09-18-2017	1.0233	0.000028035	1.0200	15,297,162,289.51	1.00001	34	101
09-19-2017	1.0179	0.000027887	1.0200	15,380,301,602.04	1.00001	34	100
09-20-2017	1.0189	0.000027914	1.0200	15,287,491,242.08	1.00001	35	102
09-21-2017	1.0198	0.000027941	1.0200	15,251,835,243.68	1.00001	35	100
09-22-2017	1.0219	0.000027998	1.0200	15,153,768,070.79	1.00001	38	104
09-23-2017	1.0219	0.000027998	1.0200	15,153,768,070.79	1.00001	38	104
09-24-2017	1.0219	0.000027998	1.0200	15,153,768,070.79	1.00001	38	104

09-25-2017	1.0227	0.000028020	1.0200	15,961,538,606.87	1.00002	34	97
09-26-2017	1.0143	0.000027788	1.0200	15,913,654,825.69	1.00001	37	99
09-27-2017	1.0194	0.000027928	1.0200	15,790,934,902.88	1.00001	36	99
09-28-2017	1.0193	0.000027927	1.0200	15,578,511,396.18	1.00002	35	97
09-29-2017	1.0270	0.000028138	1.0200	15,588,203,393.13	1.00003	37	101
09-30-2017	1.0270	0.000028138	1.0200	15,588,203,393.13	1.00003	37	101

Monthly Performance from 09-30-2017 to 09-30-2017

As of Date	Average Monthly Rate (%)	Average Monthly Dividend Factor	Average Monthly 7 Day Rate (%)	Average Monthly Balance (\$)	Weighted Average Maturity (WAM)	Weighted Average Life (WAL)	Participants
09-30-2017	1.0151	0.000027812	1.0133	15,472,089,777.50	34	100	2431

Previous Performance Data

[Daily Performance Data January 1997 - April 2002 \(PDF\)](#)

[Monthly Performance Data January 1990 - March 2002 \(PDF\)](#)

Performance quoted represents past performance which is no guarantee of future results. Investment return will vary. The value of an investment, when redeemed, may be worth more or less than the original cost. Current performance may be lower or higher than what is stated.

An investment in the Pool is not insured or guaranteed by any government or government agency. Although the manager of the Pool seeks to preserve principal, it is possible to lose money by depositing money in the Pool.

For more complete information, see the investment policy and information statement available on this website. You should consider the investment's objectives, risks, charges, and expenses carefully before investing. Information about these and other important subjects is in the investment policy and information statement which you should read carefully before investing.

Please note that daily fund prices, dividend factors and yield information (collectively, the "Pricing Information") are posted to this web page at approximately 4:00 p.m. ET and are updated each day that the New York Stock Exchange is open for regular trading. Daily gross yields and 7 day unsubsidized net yields are updated at approximately 8:30 p.m. ET. Daily fund prices, dividend factors, and yield information are subject to normal quality control, validation, and verification after such posting, and prior to 10:00 a.m. ET the next business day, remain subject to change. Taxable Money Market Fund daily dividend factors, may include short term capital gains. Please take this into consideration when using this information.

Federated Investment Counseling

Not FDIC Insured

May Lose Value

No Bank Guarantee

Copyright © 2017 Federated Investors, Inc.



Print

WILSON COUNTY, TEXAS
 SCHEDULE OF INDEBTEDNESS
 Sep-17

ROAD & BRIDGE WARRANTS 9/30/2005	SERIES UNPAID	DATE ISSUED	INTEREST RATE	TOTAL AMOUNT ORIGINAL ISSUE	TOTAL OUTSTANDING
Wood Valley	2 of 15	7/15/2004	5.25%	\$719,346.20	\$140,688.98
TOTAL WARRANTS				\$719,346.20	\$140,688.98
LEASE PURCHASES					
Precinct No. 1 John Deere Tractor	41 of 60	7/14/2015	0.000%	\$74,590.24	\$37,422.80
Precinct No. 2 Truck	45 of 60	5/3/2016	2.340%	\$111,696.01	\$83,175.09
Wilson County Collection Facility Skid Steer	39 of 48	12/15/2016	2.340%	\$41,156.00	\$33,729.51
Precinct No. 3 Volvo Roller	30 of 60	12/5/2014	2.3500%	\$50,219.00	\$25,846.16
Precinct No. 3 Volvo Pneumatic Roller	30 of 60	12/5/2014	2.3500%	\$64,869.00	\$33,386.06
Precinct No. 3 Volvo Backhoe	21 of 60	6/19/2014	2.3500%	\$93,242.00	\$33,886.70
Precinct No. 4 Volvo Motor Grader	22 of 60	6/17/2014	2.3500%	\$130,056.00	\$47,265.91
Precinct No. 4 Caterpillar Backhoe Loader	55 of 60	3/2/2017	3.2001%	\$75,101.00	\$68,320.30
TOTAL LEASE PURCHASES				\$640,929.25	\$363,032.53
BONDED DEBT					
Series 2014 Limited Tax Refunding Bond	2014	2/20/2014	2.00%	\$8,215,000.00	\$7,405,000.00
GRAND TOTAL				\$9,064,402.20	\$7,908,721.51

Jan Hartl
County Treasurer
Wilson County

AFFIDAVIT
WILSON COUNTY TREASURER'S REPORT
FOR THE MONTH OF SEPTEMBER 2017
REGULAR TERM

We, the undersigned County Commissioners and County Judge of Wilson County, have compared, and examined the report of Jan Hartl, County Treasurer of Wilson County, for the month of SEPTEMBER. Finding same correct and Article 114.026 of the Local Government Code has been complied with, we have caused an order to be entered upon the minutes of Commissioners' Court meeting stating the approval of Treasurer's report by our court. The amount of cash and other amounts in the custody of the County Treasurer, Jan Hartl, for SEPTEMBER are:


WILSON COUNTY GENERAL FUNDS	332,955.67
OTHER BANK ACCOUNTS	474,334.00
TOTAL	<u>807,289.67</u>

INVESTMENTS:	
CERTIFICATES OF DEPOSIT	587,079.21
TEXPOOL	9,342,072.46
TEXAS CLASS - CONSTRUCTION INTEREST & SINKING	48,341.81
TOTAL	<u>9,977,493.48</u>


TOTAL	10,784,783.15
-------	---------------

COMBINED INDEBTEDNESS	7,908,721.51
-----------------------	--------------


WITNESS our hands, officially this the 27TH day of DECEMBER 2017




County Judge



Commissioner Prec. #1




Commissioner Prec. #2



Eva S. Martinez
County Clerk, Wilson County

Commissioner Prec. #3



Commissioner Prec. #4