

March 13, 2017

*The Honorable Commissioners' Court  
Wilson County  
Floresville, TX 78114*

*Honorable Members of the Court:*

*In compliance with Article 114.026 of the Local Government Code, and also in compliance with House Bill 2459, Public Funds Investment Act, this monthly report and investment report for the month ending January 31, 2017 is submitted for your review for the recording in the minutes of the court.*


*The investments have been made in compliance with Wilson County's investment policy. It will be the objective of the county to earn the maximum rate of return allowed on its investments within policies imposed by its safety and liquidity objectives.*

*In accordance with House Bill 2459, Wilson County has diversified its portfolio. The total balance of all funds is \$14,209,743.41. Wilson County has 0.09% in Cash Management Accounts, 0.04% in Certificates of Deposits, 0.86% in Texpool, and 0.01% in Texas Class. The deposits and withdrawals of the accounts are listed on the following pages.*

*Investments are made with the intention of holding to maturity, but with the ability to liquidate should funds be needed. Total interest earned for the month ending January 31, 2017 is \$4,193.74. The average rate of return for the month being 0.70%.*

*It is an honor for me, as your County Treasurer to serve the Court and the citizens as the Certified Investment Officer for Wilson County.*

*Respectfully Submitted,*

  
*Jan Hartl*  
Wilson County Treasurer

ACCOUNT NUMBER AND TITLE	STARTING BALANCE	DEBIT BALANCE	CREDIT BALANCE	ENDING BALANCE
12-010-010 CASH IN BANK GENERAL FUND	1,731,014.70-	4,868,233.52	5,816,830.29	2,679,611.47-
20-010-010 CASH IN BANK LEOSE ACCT	26,669.40	0.00	0.00	26,669.40
21-010-010 R&B #1 CASH IN BANK	430,864.68	194,510.26	48,303.37	577,071.57
22-010-010 R&B #2 CASH IN BANK	248,094.04	305,576.84	67,490.50	486,180.38
23-010-010 R & B #3 CASH IN BANK	159,098.76	237,279.27	43,921.02	352,457.01
24-010-010 R&B #4 CASH IN BANK	244,248.95	292,692.81	81,256.76	455,685.00
25-010-010 TOTAL CASH IN BANK CIVIL FEES REPOR	14,094.59	6,303.40	19,721.20	676.79
26-010-010 CASH COURTHOUSE SECURITY	17,999.36	3,319.64	14,492.54	6,826.46
33-010-010 E & O CASH IN BANK	2,044.50	270.00	0.00	2,314.50
34-010-010 LIBRARY CASH IN BANK	222,128.82	128,787.93	26,927.79	323,988.96
36-010-010 JURY CASH IN BANK	7,149.09	2,458.00	690.00	8,917.09
37-010-010 CASH IN BANK - STATE COURT COST & F	0.00	1,525.50	0.00	1,525.50
39-010-010 SUBDIVISION CASH IN BANK	49,382.12	7,400.00	4,005.00	52,777.12
40-010-010 RECORDING FEE CASH N BANK	696,578.80	16,345.00	9,115.36	703,808.44
42-010-010 CASH CHILD ABUSE FUND	0.00	0.00	0.00	0.00
43-010-010 CASH PRETRIAL INTERV PROGRAM FUND	14,966.00	1,823.00	2,893.44	13,895.56
44-010-010 J.P.TECH CASH IN THE BANK	45,490.30	2,306.85	245.20	47,551.95
46-010-010 O.C. HOLDING ACCOUNT-CASH IN BANK	28,250.00	0.00	0.00	28,250.00
50-010-010 COUNTY TIF GRANT	63,845.35	0.00	0.00	63,845.35
51-010-010 FEMA 4223 DR TX BANK	207,129.37	0.00	0.00	207,129.37
54-010-010 CASH IN BANK - HOT CHECK HOLDING	0.00	0.00	0.00	0.00
57-010-010 J.P. HOLDING ACCOUNT CASH IN BANK	162,505.87	146,140.27	234,114.39	74,531.75
59-010-010 CASH IN BANK - INMATE PH	6,941.38	5,832.11	9,207.00	3,566.49
62-010-010 CASH IN BANK-COMMUNITY ECONOMIC DEV	1,895.59	0.00	0.00	1,895.59
63-010-010 COUNTY CLERK TECH - CASH IN BANK	1,486.00	24.00	0.00	1,510.00
64-010-010 JUV CASE MGT FUND - CASH IN BANK	105.00	5.00	0.00	110.00
GROUP-TOTAL	919,953.27	6,220,833.40	6,379,213.86	761,572.81
REPORT TOTAL	919,953.27	6,220,833.40	6,379,213.86	761,572.81

SouthTrust Bank  
George West, TX

## Pledge Report by Maturity Date

Pledge: V: WILSON COUNTY

As of 01/31/17  
Page 72

Receipt	Safe Keeping Code	SK Code	Cusip	ID #	Current Face	Original Face	Description	ASC 320	Moodys / S&P	Coupon	Maturity	Book Value	Fair Value
160067759	1001	3133XY2H7	100651	104,283.21	1,000,000.00	FHLB SK-2017 1 MTHLY-20TH	AFS	Aa2 / AA	2.900	04/20/2017	104,448.44	104,315.80	
160071933	1001	64257TNZ9	100719	275,000.00	275,000.00	NEW BR AUNFELS TX UTIL AGC QTBO PRE-I	AFS	A1 / AA	4.000	07/01/2017	275,730.33	278,507.40	
154059153	1001	79624QJH6	100701	1,000,000.00	1,000,000.00	SAN ANTONIO TX ARP2 SYS REV AGMTAX	AFS	AA / AA	4.300	07/01/2017	1,000,000.00	1,012,580.00	
160067996	1001	383082HH8	100638	475,000.00	475,000.00	GRANBURY TX UTIL SYS REV AGM QTBO	AFS	NR / AA	3.500	09/15/2017	476,590.21	481,826.95	
154073194	1001	549188QY9	100912	2,000,000.00	2,000,000.00	LUBBOCK TX REF GO TAXABLE	AFS	Aa2 / AA+	1.230	02/15/2018	2,000,000.00	1,995,240.00	
154072238	1001	723002LA7	100893	1,075,000.00	1,075,000.00	PINE TREE TX ISD REF GO PSF QTBO	AFS	NR / AA-	3.500	02/15/2018	1,102,174.65	1,102,609.29	
160057434	1001	31294KX17	100570	53,199.76	2,650,000.00	FHLMC E #1590	AFS	Aa2 / AA+	5.000	02/01/2019	53,884.46	54,260.58	
154073193	1001	549188QZ6	100911	1,000,000.00	1,000,000.00	LUBBOCK TX REF GO TAXABLE	AFS	Aa2 / AA+	1.460	02/15/2019	1,000,000.00	992,090.00	
160045840	1001	3128MVMG8	100515	29,420.22	1,425,000.00	FHLMC G #18006	AFS	A1 / AA	5.500	08/01/2019	29,315.02	30,264.08	
160069832	1001	016176FC8	100692	285,000.00	285,000.00	ALICE TX WTR AUTH REF GO AGM QTBO	AFS	A1 / AA	5.000	08/15/2019	299,022.44	308,222.34	
160077024	1001	07663GQV1	100818	500,000.00	500,000.00	BEE CNTY TX REF GO AGM QTBO	AFS	Aa2 / AA	3.000	08/15/2019	516,181.25	518,709.66	
237002020	1001	773830MD0	100986	315,000.00	315,000.00	ROMA TX ISD REF CABS GO PSF QTBO	AFS	Aaa / NR	0.000	08/15/2019	302,736.53	302,186.89	
160091286	1001	34681LHD3	100985	250,000.00	250,000.00	FORT BEND CNTY TX MUD #119 REF GO AG	AFS	Aa2 / AA	2.500	09/01/2020	255,474.65	254,421.28	
160072529	1001	31397QC22	100721	341,429.90	2,000,000.00	EN11 17-CJ MTHLY-25TH	AFS	NR / AA	2.750	03/25/2021	342,338.84	345,235.24	
237002937	1001	41421QGH4	100998	240,000.00	240,000.00	HARRIS CNTY TX MUD #106 REF GO AGM Q	AFS	NR / AA	3.500	09/01/2021	252,111.60	250,133.14	
160074915	1001	3136A0P35	100738	241,113.48	1,000,000.00	ENR 2011 86-DB MTHLY-25TH	AFS	NR / AA	1.900	09/25/2021	240,654.50	229,363.86	
160059301	1001	31371LMH9	100585	136,017.36	2,800,000.00	ENMA #25160	AFS	A1 / AA	5.500	03/01/2024	138,673.35	146,108.69	
160070471	1001	31412RLX3	100703	75,484.55	399,034.32	ENMA #92842	AFS	A1 / AA	3.900	12/01/2025	76,513.80	78,763.41	
160075974	1001	3137AFXP2	100785	106,572.89	333,872.96	FHLMC 3941-BE MTHLY-15TH	AFS	A1 / AA	2.000	03/15/2026	107,100.81	106,133.14	
160076666	1001	3137AGBH2	100793	108,450.38	336,600.94	FHLMC 3945-BJ MTHLY-15TH	AFS	A1 / AA	2.000	03/15/2026	109,035.24	108,010.88	
154064238	1001	3137AGF54	100778	92,107.34	310,733.48	FHLMC 3939-EB MTHLY-15TH	AFS	A1 / AA	1.750	03/15/2026	92,093.49	91,187.08	
154066455	1001	3137AH4V7	100790	274,048.26	1,000,000.00	FHLMC 3936-KC MTHLY-15TH	AFS	A1 / AA	1.500	03/15/2026	272,987.24	270,576.43	
154063182	1001	3137AEGP4	100739	53,504.82	237,050.81	FHLMC 3917-AB MTHLY-15TH	AFS	A1 / AA	1.750	07/15/2026	53,645.95	53,040.61	
154066643	1001	3137ALHM4	100823	341,936.66	1,000,000.00	FHR 3998-KG MTHLY-15TH	AFS	A1 / AA	2.000	11/15/2026	344,008.93	338,593.03	
154067353	1001	3137APRN5	100830	454,674.68	1,000,000.00	FHR 4029-LA MTHLY-15TH	AFS	A1 / AA	2.000	01/15/2027	457,867.21	449,454.17	
154066456	1001	3137ALSN0	100817	355,335.85	1,000,000.00	FHLMC 3996-BA MTHLY-15TH	AFS	A1 / AA	1.500	02/15/2027	355,188.09	347,169.33	
154066895	1001	3136A5TK2	100827	318,820.24	1,000,000.00	EN12 33-CD MTHLY-25TH	AFS	A1 / AA	2.000	03/25/2027	320,061.66	315,412.58	
160078781	1001	3136A6AA2	100831	384,472.84	1,000,000.00	ENR 2012 52-DA MTHLY-25TH	AFS	A1 / AA	2.000	05/25/2027	386,121.00	379,387.77	
154068210	1001	3137AREY8	100835	417,671.38	1,000,000.00	FHR 4066-MG MTHLY-15TH	AFS	A1 / AA	1.500	06/15/2027	416,045.41	412,570.45	
160088054	1001	3138M8HT0	100948	1,259,671.05	2,500,000.00	ENMA #AP4742	AFS	A1 / AA	2.500	08/01/2027	1,270,347.90	1,262,820.23	
154073464	1001	3137AVFA0	100848	908,405.12	2,000,000.00	FHR 4120-NC MTHLY-15TH	AFS	A1 / AA	1.500	10/15/2027	913,326.51	883,016.02	
154063838	1001	3137AWU06	100914	522,382.97	1,000,000.00	FHR 4145-LC MTHLY-15TH	AFS	A1 / AA	1.500	12/15/2027	523,753.81	506,491.13	
154071957	1001	3136AAER8	100849	564,174.48	1,000,000.00	ENR 2012 129-GD MTHLY-25TH	AFS	A1 / AA	1.500	12/25/2027	567,666.13	545,110.90	
160084831	1001	3136ABU24	100870	547,288.14	1,000,000.00	ENR 2013 7-AD MTHLY-25TH	AFS	A1 / AA	1.500	02/25/2028	550,064.31	529,351.95	
154063838	1001	3136ADENS	100900	501,307.84	1,000,000.00	ENR 2013 36-CC MTHLY-25TH	AFS	A1 / AA	1.250	04/25/2028	501,077.26	482,570.33	
			100770	469,888.96	1,000,000.00	FHLMC 3925-LD MTHLY-15TH	AFS	A1 / AA	2.500	01/15/2041	473,330.40	467,346.50	

Note: Refer to the U.S. Government and Agency Ratings report for ratings on treasury, agency and passthru securities.



(210) 224-5492  
(210) 224-8787

9601 McAlister Freeway, Suite 301, San Antonio, Texas 78216-4633

## II. Pledge & Safekeeping Reports

01/30/2017 3:01:15PM MMS10025 10167 Rel 2.4V3573

Southtrust Bank  
 George West, TX

**Pledge Report by Maturity Date**  
 Pledge V: WILSON COUNTY

As of 01/31/17  
 Page 73

Safekeeping Receipt	SK Code	Cusip	ID #	Current Face	Original Face	Description	ASC 320	Moody / S&P	Coupon	Maturity	Book Value	Fair Value
		Items 36		16,076,662.38	36,407,292.51				2.25%		16,179,011.42	16,045,342.71

\*=Prerefunded N=New Purchase S=Sold C=Called M=Matured O=Paid Off D=In Default C=Sunk T=Put  
 Note: Refer to the U.S. Government and Agency Ratings report for ratings on treasury, agency and pass thru securities.

**II. Pledge & Safekeeping Reports**

**FIMSA** (210) 224-5492  
 (210) 224-8787  
 9601 McAllister Freeway, Suite 301, San Antonio, Texas 78216-4633

ACCOUNT NUMBER AND TITLE	STARTING BALANCE	DEBIT BALANCE	CREDIT BALANCE	ENDING BALANCE
65-010-165 COUNTY SEIZURE HOLD CASH IN BANK	42,671.52	0.00	0.00	42,671.52
GROUP-TOTAL	42,671.52	0.00	0.00	42,671.52
66-010-166 CASH IN BANK - CONSTRUCTION WORKING	4,853.11	0.00	0.00	4,853.11
GROUP-TOTAL	4,853.11	0.00	0.00	4,853.11
67-010-167 CASH IN BANK - BOND INTEREST & SINK	141,708.09	0.00	0.00	141,708.09
GROUP-TOTAL	141,708.09	0.00	0.00	141,708.09
72-010-172 FEDERAL SEIZURE CASH IN BANK	498.41	0.00	0.00	498.41
GROUP-TOTAL	498.41	0.00	0.00	498.41
76-010-176 CASH IN BANK CREDIT CARD CLEARING	57,088.52	0.00	0.00	57,088.52
GROUP-TOTAL	57,088.52	0.00	0.00	57,088.52
86-010-186 WOODVALLEY ACRES CASH IN BANK I&S	19,262.97	0.00	0.00	19,262.97
GROUP-TOTAL	19,262.97	0.00	0.00	19,262.97
90-010-190 4TH COURT OF APPEALS CASH IN BANK	1,219.80	0.00	0.00	1,219.80
GROUP-TOTAL	1,219.80	0.00	0.00	1,219.80
93-010-193 ST TAX ACCT CASH IN BANK	54,961.60	0.00	0.00	54,961.60
GROUP-TOTAL	54,961.60	0.00	0.00	54,961.60
95-010-195 LAW LIBRARY CASH IN BANK	53,923.87	0.00	0.00	53,923.87
GROUP-TOTAL	53,923.87	0.00	0.00	53,923.87
96-010-196 CO ATTY ACCT CASH IN BANK	32,125.33	0.00	0.00	32,125.33
GROUP-TOTAL	32,125.33	0.00	0.00	32,125.33
97-010-197 CIVIL PREPAR CASH IN BANK	66,635.15	0.00	0.00	66,635.15
GROUP-TOTAL	66,635.15	0.00	0.00	66,635.15
99-010-199 LANDFILL CASH IN BANK	14,579.62	0.00	0.00	14,579.62
GROUP-TOTAL	14,579.62	0.00	0.00	14,579.62
REPORT TOTAL	489,527.99	0.00	0.00	489,527.99

Wilson County  
Investment Type CD  
JANUARY 2017

CERTIFICATES OF DEPOSIT

DESCRIPTION	CD #	ORIGINATION DATE	ORIGINATION AMOUNT	MATURITY DATE	INTEREST PAYS	INTEREST RATE	CONTRIBUTION AMOUNT	WITHDRAWAL AMOUNT	INTEREST PAID	ENDING BOOK BALANCE
General Funds	30668	08/11/10	\$200,000.00	12/04/06	Monthly	0.55%		\$93.42	\$93.42	\$200,000.00
Sheriff Seizure Acct	30311	11/16/08	\$1,947.94	11/14/17	Yearly	0.45%				\$1,947.94
Jackson Memorial Fund	31509	05/20/11	\$15,535.15	05/18/17	Yearly	0.45%				\$15,535.15
Deweese Remschel House	31515	11/18/13	\$8,794.55	06/12/17	Yearly	0.45%				\$8,794.55
Law Library	30030	11/11/08	\$50,673.83	01/28/17	Monthly	0.15%			\$6.25	\$50,680.08
Civil Preparedness	30434	04/17/09	\$309,503.80	01/05/17	Monthly	0.20%			\$50.88	\$309,554.68
Landfill	31049	05/17/11	\$8,097.32	08/25/17	Yearly	0.45%				\$8,097.32
Landfill	30619	03/23/10	\$3,083.88	02/14/17	6 months	0.25%				\$3,083.88
Totals			\$597,636.47			0.37%			\$150.55	\$597,693.60

INVESTMENT POOL - TEXPOOL

DESCRIPTION	INTEREST PAYS	INTEREST RATE	BEGINNING PRINCIPAL	CONTRIBUTION AMOUNT	WITHDRAWAL AMOUNT	MONTHLY INTEREST PAID	ENDING BOOK VALUE
449/7880600001	Monthly	0.5385%	\$7,842,772.46	\$4,500,000.00	\$3,926.76	\$3,926.76	\$12,342,772.46

TEXAS CLASS - WILSON COUNTY CONSTRUCTION WORKING ACCOUNT

DESCRIPTION	INTEREST PAYS	INTEREST RATE	BEGINNING PRINCIPAL	CONTRIBUTION AMOUNT	WITHDRAWAL AMOUNT	MONTHLY INTEREST PAID	ENDING BOOK VALUE
TX-01-0499-0001 Working Construction Acct	Monthly	0.96%	\$202,294.46	\$0.00	\$202,333.73	\$39.27	\$0.00

S CLASS - WILSON COUNTY CONSTRUCTION INTEREST & SINKING ACCOUNT

DESCRIPTION	INTEREST PAYS	INTEREST RATE	BEGINNING PRINCIPAL	CONTRIBUTION AMOUNT	WITHDRAWAL AMOUNT	MONTHLY INTEREST PAID	ENDING BOOK VALUE
TX-01-0499-0002 Int & Sinking Construct Acct	Monthly	0.96%	\$100,099.39	\$0.00	\$82,000.00	\$77.16	\$18,176.55

Total Investments

\$12,958,642.6

ACCOUNT NUMBER AND TITLE	STARTING BALANCE	DEBIT BALANCE	CREDIT BALANCE	ENDING BALANCE
12-025-075 TEXPOOL INVESTMENTS	7,842,772.46	4,500,000.00	0.00	12,342,772.46
GROUP-TOTAL	7,842,772.46	4,500,000.00	0.00	12,342,772.46
12-025-090 INVESTMENT IN CD #30668	200,000.00	0.00	0.00	200,000.00
GROUP-TOTAL	200,000.00	0.00	0.00	200,000.00
65-010-075 COUNTY SEIZURE CD #30311	1,947.94	0.00	0.00	1,947.94
GROUP-TOTAL	1,947.94	0.00	0.00	1,947.94
66-010-075 CASH IN BANK - TEXAS CLASS	202,294.46	39.27	202,333.73	0.00
GROUP-TOTAL	202,294.46	39.27	202,333.73	0.00
67-010-075 CASH IN BANK-TEXAS CLASS	100,099.39	42,410.89	124,333.73	18,176.55
GROUP-TOTAL	100,099.39	42,410.89	124,333.73	18,176.55
80-010-075 JACKSON MEM PARK CD #30461	15,535.15	0.00	0.00	15,535.15
GROUP-TOTAL	15,535.15	0.00	0.00	15,535.15
88-010-076 DEWEES REM HOUSE CD #31515	8,794.55	0.00	0.00	8,794.55
GROUP-TOTAL	8,794.55	0.00	0.00	8,794.55
95-010-075 LAW LIBRARY CD #30030	50,673.83	6.25	0.00	50,680.08
GROUP-TOTAL	50,673.83	6.25	0.00	50,680.08
97-010-075 CIVIL PREPARENESS CD #30434	309,503.80	50.88	0.00	309,554.68
GROUP-TOTAL	309,503.80	50.88	0.00	309,554.68
99-010-075 LANDFILL CD #31049	8,097.32	0.00	0.00	8,097.32
GROUP-TOTAL	8,097.32	0.00	0.00	8,097.32
99-010-076 LANDFILL CD#30619	3,083.88	0.00	0.00	3,083.88
GROUP-TOTAL	3,083.88	0.00	0.00	3,083.88
REPORT TOTAL	8,742,802.78	4,542,507.29	326,667.46	12,958,642.61



*Welcome to*  
**TexConnect**

<a href="#">Deposit</a>	<a href="#">Withdrawal</a>	<a href="#">Transfer</a>	<a href="#">Multi Transaction</a>	<a href="#">Vendor Payment</a>	<a href="#">Maintenance</a>
<a href="#">Reports</a>	<a href="#">Report Scheduler</a>	<a href="#">Report Access</a>	<a href="#">Statements</a>	<a href="#">Inquiry</a>	<a href="#">Change Location</a>
<a href="#">Help / Contact Us</a>			<a href="#">Update Profile</a>	<a href="#">Logout</a>	

## Pool Information

Location: 78806  
Wilson County

### TexPool

Average Monthly rate for January	0.5385%
Average Monthly Dividend Factor for January	0.000014752

<b>Information as of</b>	February 16, 2017
Daily Net Yield	0.5628%
Dividend Factor	0.000015420
7 Day Net Yield	0.56%
Daily Assets	\$20,661,936,753.42
Weighted Average Maturity	51 days
Weighted Average Life	10 days
NAV	1.00022

### TexPool Prime

Average Monthly rate for January	0.8992%
Average Monthly Dividend Factor for January	0.000024635

<b>Information as of</b>	February 16, 2017
Daily Net Yield	0.9588%
Dividend Factor	0.000026268
7 Day Net Yield	0.93%
Daily Assets	\$3,987,731,168.66
Weighted Average Maturity	53 days
Weighted Average Life	69 days
NAV	1.00021

### Contact Information

Participant Services	1-866-839-7665
----------------------	----------------

Performance quoted represents past performance which is no guarantee of future results. Investment return will vary. The value of an investment when redeemed may be worth more or less than the original cost. Current performance may be higher or lower than what is stated.



TEXAS COOPERATIVE LIQUID ASSETS SECURITIES SYSTEM

RATE HISTORY

Texas CLASS Rate History						
January 2017						
Date	Daily Rate	YTD Yield (%)	7-Day Yield (%)	WAM Days to Reset	WAM Days to Final	Daily Dividend
01/01	0.90	0.90	0.91	50	70	0.000024733664
01/02	0.90	0.90	0.91	50	70	0.000024733664
01/03	0.92	0.91	0.91	49	69	0.000025055291
01/04	0.91	0.91	0.91	49	68	0.000025045909
01/05	0.93	0.91	0.91	54	73	0.000025434730
01/06	0.93	0.92	0.91	55	73	0.000025600232
01/07	0.93	0.92	0.92	55	73	0.000025600232
01/08	0.93	0.92	0.92	55	73	0.000025600232
01/09	0.96	0.93	0.93	55	73	0.000026156434
01/10	0.95	0.93	0.94	55	74	0.000026062108
01/11	0.96	0.93	0.94	57	75	0.000026201081
01/12	0.96	0.93	0.95	57	75	0.000026360961
01/13	0.97	0.94	0.95	58	76	0.000026432996
01/14	0.97	0.94	0.96	58	76	0.000026432996
01/15	0.97	0.94	0.96	58	76	0.000026432996
01/16	0.97	0.94	0.96	58	76	0.000026432996
01/17	0.96	0.94	0.96	55	72	0.000026382933
01/18	0.98	0.94	0.97	54	71	0.000026735287
01/19	0.99	0.95	0.97	55	72	0.000027009062
01/20	0.99	0.95	0.97	55	71	0.000027008969
01/21	0.99	0.95	0.98	55	71	0.000027008969
01/22	0.99	0.95	0.98	55	71	0.000027008969
01/23	0.98	0.95	0.98	54	70	0.000026734906
01/24	0.98	0.95	0.98	55	71	0.000026740027
01/25	0.98	0.96	0.98	56	72	0.000026854525
01/26	0.99	0.96	0.98	55	70	0.000027008340
01/27	0.97	0.96	0.98	56	71	0.000026606268
01/28	0.97	0.96	0.98	56	71	0.000026606268
01/29	0.97	0.96	0.98	56	71	0.000026606268
01/30	0.99	0.96	0.98	55	70	0.000027008125
01/31	0.99	0.96	0.98	53	68	0.000027007608

Rates Disclaimer (<https://www.texasclass.com/rates-disclaimer>)

WILSON COUNTY, TEXAS  
SCHEDULE OF INDEBTEDNESS  
Jan-17

ROAD & BRIDGE WARRANTS 9/30/2005	SERIES UNPAID	DATE ISSUED	INTEREST RATE	TOTAL AMOUNT ORIGINAL ISSUE	TOTAL OUTSTANDING
Wood Valley	4 of 15	7/15/2004	5.25%	\$719,346.20	\$211,438.47
TOTAL WARRANTS				\$719,346.20	\$211,438.47
<b>LEASE PURCHASES</b>					
Precinct No. 1 John Deere Tractor	49 of 60	7/14/2015	0.000%	\$74,590.24	\$47,628.98
Precinct No. 2 Truck	53 of 60	5/3/2016	2.340%	\$111,696.01	\$97,546.67
Precinct No. 3 Volvo Roller	38 of 60	12/5/2014	2.3500%	\$50,219.00	\$32,486.09
Precinct No. 3 Volvo Pneumatic Roller	38 of 60	12/5/2014	2.3500%	\$64,869.00	\$41,963.00
Precinct No. 3 Volvo Backhoe	29 of 60	6/19/2014	2.3500%	\$93,242.00	\$46,434.10
Precinct No. 4 Volvo Motor Grader	30 of 60	6/17/2014	2.3500%	\$130,056.00	\$64,767.31
Precinct No. 4 Volvo Wheel Loader	7 of 60	7/25/2012	3.0000%	\$82,050.36	\$8,769.14
TOTAL LEASE PURCHASES				\$606,722.61	\$339,595.29
<b>BONDED DEBT</b>					
Series 2014 Limited Tax Refunding Bond	2014	2/20/2014	2.00%	\$8,215,000.00	\$7,730,000.00
GRAND TOTAL				\$9,064,402.20	\$8,281,033.76

Jan Hartl  
County Treasurer  
Wilson County

AFFIDAVIT  
WILSON COUNTY TREASURER'S REPORT  
FOR THE MONTH OF JANUARY 2017  
REGULAR TERM

We, the undersigned County Commissioners and County Judge of Wilson County, have compared, and examined the report of Jan Hartl, County Treasurer of Wilson County, for the month of JANUARY. Finding same correct and Article 114.026 of the Local Government Code has been complied with, we have caused an order to be entered upon the minutes of Commissioners' Court meeting stating the approval of Treasurer's report by our court. The amount of cash and other amounts in the custody of the County Treasurer, Jan Hartl, for JANUARY are:


WILSON COUNTY GENERAL FUNDS	761,572.81
OTHER BANK ACCOUNTS	489,527.99
TOTAL	<u>1,251,100.80</u>


INVESTMENTS:	
CERTIFICATES OF DEPOSIT	597,693.60
TEXPOOL	12,342,772.46
TEXAS CLASS - CONSTRUCTION WORKING ACCOUNT	0.00
TEXAS CLASS - CONSTRUCTION INTEREST & SINKING	18,176.55
TOTAL	<u>12,958,642.61</u>


TOTAL	14,209,743.41
-------	---------------

COMBINED INDEBTEDNESS	8,281,033.76
-----------------------	--------------


WITNESS our hands, officially this the 13TH day of MARCH 2017



  
\_\_\_\_\_  
County Judge

  
\_\_\_\_\_  
Commissioner Prect. #1

  
\_\_\_\_\_  
Commissioner Prect. #3

  
\_\_\_\_\_  
Commissioner Prect. #2

  
\_\_\_\_\_  
Commissioner Prect. #4

  
  
\_\_\_\_\_  
Eva S. Martinez  
County Clerk, Wilson County