

October 24, 2016

*The Honorable Commissioners' Court
Wilson County
Floresville, TX 78114*

Honorable Members of the Court:

In compliance with Article 114.026 of the Local Government Code, and also in compliance with House Bill 2459, Public Funds Investment Act, this monthly report and investment report for the month ending September 30, 2016 is submitted for your review for the recording in the minutes of the court.

The investments have been made in compliance with Wilson County's investment policy. It will be the objective of the county to earn the maximum rate of return allowed on its investments within policies imposed by its safety and liquidity objectives.

In accordance with House Bill 2459, Wilson County has diversified its portfolio. The total balance of all funds is \$10,014,481.02 Wilson County has 0.22% in Cash Management Accounts, 0.06% in Certificates of Deposits, 0.63% in Texpool, and 0.09% in Texas Class. The deposits and withdrawals of the accounts are listed on the following pages.

Investments are made with the intention of holding to maturity, but with the ability to liquidate should funds be needed. Total interest earned for the month ending September 30, 2016 is \$3,416.67. The average rate of return for the month being 0.50%.

It is an honor for me, as your County Treasurer to serve the Court and the citizens as the Certified Investment Officer for Wilson County.

Respectfully Submitted,



Jan Hartl

Wilson County Treasurer

ACCOUNT NUMBER AND TITLE	STARTING BALANCE	DEBIT BALANCE	CREDIT BALANCE	ENDING BALANCE
12-010-010 CASH IN BANK GENERAL FUND	1,852,353.51-	2,768,767.55	1,653,927.29	737,513.25-
20-010-010 CASH IN BANK LEOSE ACCT	26,669.40	0.00	0.00	26,669.40
21-010-010 R&B #1 CASH IN BANK	493,114.16	69,697.56	145,205.23	417,606.49
22-010-010 R&B #2 CASH IN BANK	302,552.93	93,494.43	153,752.21	242,295.15
23-010-010 R & B #3 CASH IN BANK	209,699.77	25,664.34	71,160.52	164,203.59
24-010-010 R&B #4 CASH IN BANK	341,055.50	31,144.08	108,251.05	263,948.53
25-010-010 TOTAL CASH IN BANK CIVIL FEES REPOR	5,415.39	8,938.60	0.00	14,353.99
26-010-010 CASH COURTHOUSE SECURITY	68,273.20	2,943.26	13,886.66	57,329.80
29-010-010 PUBLIC HEALTH & SAFETY CASH IN BANK	0.00	0.00	0.00	0.00
30-010-010 SHERIFFS SALE	13,478.76	22,600.00	36,078.76	0.00
31-010-010 ESTRAY CASH IN BANK	7,392.51	0.00	7,392.51	0.00
33-010-010 E & O CASH IN BANK	709.50	390.00	0.00	1,099.50
34-010-010 LIBRARY CASH IN BANK	276,953.30	13,467.51	27,792.51	262,628.30
36-010-010 JURY CASH IN BANK	5,240.29	7,491.17	886.40	11,845.06
37-010-010 CASH IN BANK - STATE COURT COST & F	2,152.54	796.25	2,152.54	796.25
39-010-010 SUBDIVISION CASH IN BANK	43,779.62	125.00	2,057.50	41,847.12
40-010-010 RECORDING FEE CASH N BANK	649,481.80	18,989.86	6,707.06	661,764.60
42-010-010 CASH CHILD ABUSE FUND	0.00	0.00	0.00	0.00
43-010-010 CASH PRETRIAL INTERV PROGRAM FUND	4,937.00	3,055.00	0.00	7,992.00
44-010-010 J.P.TECH CASH IN THE BANK	51,697.77	1,711.53	270.93	53,138.37
46-010-010 O.C. HOLDING ACCOUNT-CASH IN BANK	28,250.00	0.00	0.00	28,250.00
50-010-010 COUNTY TIF GRANT	27,918.36	35,926.99	0.00	63,845.35
51-010-010 FEMA 4223 DR TX BANK	358,386.89-	550,000.00	170,285.58	21,327.53
54-010-010 CASH IN BANK - HOT CHECK HOLDING	0.00	1,862.73	1,862.73	0.00
57-010-010 J.P. HOLDING ACCOUNT CASH IN BANK	159,641.14	211,772.39	216,738.63	154,674.90
59-010-010 CASH IN BANK - INMATE PH	5,848.31	1,581.88	823.00	6,607.19
62-010-010 CASH IN BANK-COMMUNITY ECONOMIC DEV	1,895.59	0.00	0.00	1,895.59
63-010-010 COUNTY CLERK TECH - CASH IN BANK	1,362.00	44.00	0.00	1,406.00
64-010-010 JUV CASE MGT FUND - CASH IN BANK	95.00	0.00	0.00	95.00
GROUP-TOTAL	516,873.44	3,870,464.13	2,619,231.11	1,768,106.46
REPORT TOTAL	516,873.44	3,870,464.13	2,619,231.11	1,768,106.46

Pledge Report by Maturity Date
Pledge V: WILSON COUNTY

SK Receipt	SK Code	Cusip	ID #	Current Face	Original Face	Description	ASC	Moody / S&P	Coupon	Maturity	Book Value	Fair Value
160067759	1001	3133XY2H7	100651	115,516.57	1,000,000.00	FHLB 5K-2017 1 MTHLY-20TH	AFS		2.900	04/20/2017	115,953.83	116,238.55
160071933	1001	642577NZ9	100719	275,000.00	275,000.00	NEW BRAUNFELS TX UTIL AGC QTEO PRE-I AFS	AFS	Aa2 / AA	4.000	07/01/2017	276,386.59	281,535.14
154059153	1001	796242QA6	100701	1,000,000.00	1,000,000.00	SAN ANTONIO TX ARTI SYS REV AGM TAXJ AFS	AFS	A1 / AA	4.408	07/01/2017	1,000,000.00	1,024,130.00
160067996	1001	385082HH8	100658	475,000.00	475,000.00	GRANBURY TX UTIL SYS REV AGM QTEO AFS	AFS	NR / AA	3.500	09/15/2017	477,442.11	486,104.13
154073194	1001	549188QY9	100912	2,000,000.00	2,000,000.00	LUBBOCK TX REF GO TAXABLE AFS	AFS	Aa2 / AA+	1.230	02/15/2018	2,000,000.00	2,000,300.00
154072238	1001	723002LA7	100893	1,075,000.00	1,075,000.00	PINE TREE TX ISD REF GO PSF QTEO AFS	AFS	NR / AA-	3.500	02/15/2018	1,110,893.79	1,114,150.46
160057434	1001	31294KXT7	100570	69,818.28	2,650,000.00	FHLMC E #1590 AFS	AFS	Aa2 / AA+	5.000	02/01/2019	69,358.27	71,501.23
154073193	1001	549188QZ6	100911	1,000,000.00	1,000,000.00	LUBBOCK TX REF GO TAXABLE AFS	AFS	Aa2 / AA+	1.460	02/15/2019	1,000,000.00	1,001,320.00
160045840	1001	3128MMAG8	100515	36,693.66	1,425,000.00	FHLMC G #18006 AFS	AFS	Aa2 / AA+	5.000	08/01/2019	36,549.89	37,898.53
160069832	1001	016176FC8	100692	285,000.00	285,000.00	ALICE TX WTR AUTH REF GO AGM QTEO AFS	AFS	A1 / AA	5.000	08/15/2019	300,863.46	314,425.30
160077024	1001	076563GV1	100818	500,000.00	500,000.00	BEE CNTY TX REF GO AGM QTEO AFS	AFS	A2 / AA	3.000	08/15/2019	518,305.69	526,555.48
237002020	1001	775830ND0	100986	315,000.00	315,000.00	ROMA TX ISD REF CABS GO PSF QTEO AFS	AFS	Aaa / NR	0.000	08/15/2019	301,162.31	303,823.86
160091286	1001	34681LHD3	100985	230,000.00	250,000.00	FORT BEND CNTY TX MUD #119 REF GO AGI AFS	AFS	A2 / AA	2.500	09/01/2020	255,983.93	259,823.96
160072529	1001	31397QC22	100721	392,469.22	2,000,000.00	FN11 17-CJ MTHLY-25TH AFS	AFS		2.750	03/25/2021	393,598.85	398,923.59
237003937	1001	41421QGH4	100998	240,000.00	240,000.00	HARRIS CNTY TX MUD #106 REF GO AGM Q AFS	AFS	NR / AA	3.500	09/01/2021	253,238.26	256,126.96
160074915	1001	3136AOP35	100758	267,210.77	1,000,000.00	FNR 2011 86-DB MTHLY-25TH AFS	AFS		1.500	09/25/2021	266,660.98	266,366.58
160059301	1001	31371LNF9	100585	147,821.07	2,800,000.00	FNMA #255160 AFS	AFS		5.500	03/01/2024	150,800.94	161,848.91
154064655	1001	3137AH4W7	100790	303,497.90	1,000,000.00	FHLMC 3936-KC MTHLY-15TH AFS	AFS		1.500	03/01/2026	302,257.45	302,354.78
154066643	1001	3137ALHM4	100823	372,755.32	1,000,000.00	FHR 3998-KG MTHLY-15TH AFS	AFS		2.000	11/15/2026	375,094.19	375,184.03
154067353	1001	3137AFPNS	100830	489,652.74	1,000,000.00	FHR 4029-LA MTHLY-15TH AFS	AFS		2.000	01/15/2027	493,207.98	492,771.00
154066456	1001	3137ALSNO	100817	384,041.64	1,000,000.00	FHLMC 3996-BA MTHLY-15TH AFS	AFS		1.500	02/15/2027	383,876.72	381,054.37
154066895	1001	3136A5TK2	100827	342,859.01	1,000,000.00	FN12 33-CD MTHLY-25TH AFS	AFS		2.000	03/25/2027	344,828.51	344,828.51
160078781	1001	3136A6AA2	100831	408,432.92	1,000,000.00	FNR 2012 52-DA MTHLY-25TH AFS	AFS		2.000	05/25/2027	410,238.99	410,635.23
154068210	1001	3137AREY8	100835	472,405.37	1,000,000.00	FHR 4066-MG MTHLY-15TH AFS	AFS		1.500	06/15/2027	470,301.82	466,764.43
160088054	1001	3138MBHU0	100948	1,354,574.63	2,500,000.00	FNMA #AP4742 AFS	AFS		2.500	08/01/2027	1,366,807.07	1,402,831.35
154073464	1001	3137AYFA0	100848	987,818.72	2,000,000.00	FHR 4120-NC MTHLY-15TH AFS	AFS		1.500	10/15/2027	993,212.63	981,388.30
154063858	1001	3137AWUQ6	100914	559,014.16	1,000,000.00	FHR 4145-LC MTHLY-15TH AFS	AFS		1.500	12/15/2027	560,515.97	555,241.87
154071937	1001	3136AAEF8	100849	604,223.31	1,000,000.00	FNR 2012 129-GD MTHLY-25TH AFS	AFS		1.500	12/15/2027	608,060.74	598,629.94
160084831	1001	3136ABUZ4	100870	583,363.21	1,000,000.00	FNR 2013 7-AD MTHLY-25TH AFS	AFS		1.500	02/15/2028	586,395.18	578,201.24
154063858	1001	3136ADEN5	100900	543,482.27	1,000,000.00	FNR 2013 36-JC MTHLY-25TH AFS	AFS		1.250	04/25/2028	543,225.76	535,098.33
154063858	1001	3137AFGLD	100770	501,175.06	1,000,000.00	FHLMC 3925-LD MTHLY-15TH AFS	AFS		2.500	01/15/2041	505,140.44	512,052.82
Items 31											16,558,108.88	
											16,469,963.53	

**=Pre-refunded N=New Purchase S=Sold C=Called M=Matured O=Paid Off D=In Default C=Sunk T=Put
Note: Refer to the U.S. Government and Agency Ratings report for ratings on treasury, agency and passthru securities.

FIMSOER (210) 224-5492
106 S. St. Marys Street, Suite 600, San Antonio, Texas 78205-3607 (210) 224-8787

II. Pledge & Safekeeping Reports

09/29/2016 6:01:23PM MIS10025 10167 Rel:2.4 V35.55

10-20-2016

SPECIFIED-ACTIVITY-REPORT -- 09-01-2016 THRU 09-30-2016

TIME:04:12 PM - SEPTEMBER 2016 - OTHER BANK ACCOUNTS - CHECKING ACCOUNT

PREPARER:0005

ACCOUNT NUMBER AND TITLE	STARTING BALANCE	DEBIT BALANCE	CREDIT BALANCE	ENDING BALANCE
65-010-165 COUNTY SEIZURE HOLD CASH IN BANK	57,371.52	0.00	14,700.00	42,671.52
GROUP-TOTAL	57,371.52	0.00	14,700.00	42,671.52
66-010-166 CASH IN BANK - CONSTRUCTION WORKING	11,514.75	185,000.00	195,835.15	679.60
GROUP-TOTAL	11,514.75	185,000.00	195,835.15	679.60
67-010-167 CASH IN BANK - BOND INTEREST & SINK	46,060.37	4,373.71	0.00	50,434.08
GROUP-TOTAL	46,060.37	4,373.71	0.00	50,434.08
68-010-168 CASH IN BANK - HEALTH TRUST	0.00	131,309.76	131,309.76	0.00
GROUP-TOTAL	0.00	131,309.76	131,309.76	0.00
72-010-172 FEDERAL SEIZURE CASH IN BANK	498.41	0.00	0.00	498.41
GROUP-TOTAL	498.41	0.00	0.00	498.41
76-010-176 CASH IN BANK CREDIT CARD CLEARING	32,771.54	45,104.99	35,166.06	42,710.47
GROUP-TOTAL	32,771.54	45,104.99	35,166.06	42,710.47
86-010-186 WOODVALLEY ACRES CASH IN BANK I&S	1,026.85	313.54	0.00	1,340.39
GROUP-TOTAL	1,026.85	313.54	0.00	1,340.39
90-010-190 4TH COURT OF APPEALS CASH IN BANK	879.80	350.00	535.00	694.80
GROUP-TOTAL	879.80	350.00	535.00	694.80
93-010-193 ST TAX ACCT CASH IN BANK	56,959.59	40,656.36	20.00	97,595.95
GROUP-TOTAL	56,959.59	40,656.36	20.00	97,595.95
95-010-195 LAW LIBRARY CASH IN BANK	50,257.63	1,900.00	698.44	51,459.19
GROUP-TOTAL	50,257.63	1,900.00	698.44	51,459.19
96-010-196 CO ATTY ACCT CASH IN BANK	31,415.61	289.72	0.00	31,705.33
GROUP-TOTAL	31,415.61	289.72	0.00	31,705.33
97-010-197 CIVIL PREPAR CASH IN BANK	54,460.15	3,850.00	0.00	58,310.15
GROUP-TOTAL	54,460.15	3,850.00	0.00	58,310.15
99-010-199 LANDFILL CASH IN BANK	14,579.62	0.00	0.00	14,579.62
GROUP-TOTAL	14,579.62	0.00	0.00	14,579.62
REPORT TOTAL	357,795.84	413,148.08	378,264.41	392,679.51

10-20-2016

SPECIFIED-ACTIVITY-REPORT -- 09-01-2016 THRU 09-30-2016

PAGE 1

TIME:02:27 PM - SEPTEMBER 2016 - OTHER BANK ACCOUNTS - CD'S

PREPARER:0005

ACCOUNT NUMBER AND TITLE	STARTING BALANCE	DEBIT BALANCE	CREDIT BALANCE	ENDING BALANCE
12-025-075 TEXPOOL INVESTMENTS	8,842,772.46	0.00	2,500,000.00	6,342,772.46
GROUP-TOTAL	8,842,772.46	0.00	2,500,000.00	6,342,772.46
12-025-090 INVESTMENT IN CD #30668	200,000.00	0.00	0.00	200,000.00
GROUP-TOTAL	200,000.00	0.00	0.00	200,000.00
65-010-075 COUNTY SEIZURE CD #30311	1,939.21	0.00	0.00	1,939.21
GROUP-TOTAL	1,939.21	0.00	0.00	1,939.21
66-010-075 CASH IN BANK - TEXAS CLASS	1,097,859.51	606.67	185,000.00	913,466.18
GROUP-TOTAL	1,097,859.51	606.67	185,000.00	913,466.18
80-010-075 JACKSON MEM PARK CD #30461	15,535.15	0.00	0.00	15,535.15
GROUP-TOTAL	15,535.15	0.00	0.00	15,535.15
88-010-076 DEWEES REM HOUSE CD #31515	8,794.55	0.00	0.00	8,794.55
GROUP-TOTAL	8,794.55	0.00	0.00	8,794.55
95-010-075 LAW LIBRARY CD #30030	50,648.84	6.24	0.00	50,655.08
GROUP-TOTAL	50,648.84	6.24	0.00	50,655.08
97-010-075 CIVIL PREPARENESS CD #30434	309,300.38	50.84	0.00	309,351.22
GROUP-TOTAL	309,300.38	50.84	0.00	309,351.22
99-010-075 LANDFILL CD #31049	8,097.32	0.00	0.00	8,097.32
GROUP-TOTAL	8,097.32	0.00	0.00	8,097.32
99-010-076 LANDFILL CD#30619	3,083.88	0.00	0.00	3,083.88
GROUP-TOTAL	3,083.88	0.00	0.00	3,083.88
REPORT TOTAL	10,538,031.30	663.75	2,685,000.00	7,853,695.05

Wilson County
Investment Type CD
SEPTEMBER 2016

CERTIFICATES OF DEPOSIT

DESCRIPTION	CD #	ORIGINATION DATE	ORIGINATION AMOUNT	MATURITY DATE	INTEREST PAYS	INTEREST RATE	CONTRIBUTION AMOUNT	WITHDRAWAL AMOUNT	INTEREST PAID	ENDING BOOK BALANCE
General Funds	30668	08/11/10	\$200,000.00	09/04/16	Monthly	0.35%				\$200,000.00
Sheriff Seizure Acct	30311	11/16/08	\$1,939.21	11/15/16	Yearly	0.45%		\$93.42	\$93.42	\$1,939.21
Jackson Memorial Fund	31509	05/20/11	\$15,535.15	05/18/17	Yearly	0.45%				\$15,535.15
Deweese Remischel House	31515	11/18/13	\$8,794.55	06/12/17	Yearly	0.45%				\$8,794.55
Law Library	30030	11/11/08	\$50,648.84	09/30/16	Monthly	0.15%			\$6.24	\$50,655.08
Civil Preparedness	30434	04/17/09	\$309,300.38	09/07/16	Monthly	0.20%			\$50.84	\$309,351.22
Landfill	31049	05/17/11	\$8,060.94	08/25/16	Yearly	0.45%			\$36.38	\$8,097.32
Landfill	30619	03/23/10	\$3,083.88	02/14/17	6 months	0.25%				\$3,083.88
Totals			\$597,362.95			0.37%			\$186.88	\$597,456.41

INVESTMENT POOL - TEXPOOL

DESCRIPTION	INTEREST PAYS	INTEREST RATE	BEGINNING PRINCIPAL	CONTRIBUTION AMOUNT	WITHDRAWAL AMOUNT	MONTHLY INTEREST PAID	ENDING BOOK VALUE
449/7880600001	Monthly	0.3737%	\$8,842,772.46	\$0.00	\$2,502,623.12	\$2,623.12	\$6,342,772.46

CLASS - WILSON COUNTY CONSTRUCTION WORKING ACCOUNT

DESCRIPTION	INTEREST PAYS	INTEREST RATE	BEGINNING PRINCIPAL	CONTRIBUTION AMOUNT	WITHDRAWAL AMOUNT	MONTHLY INTEREST PAID	ENDING BOOK VALUE
TX-01-0499-0001 Construction Acct	Monthly	0.77%	\$1,097,859.51	\$0.00	\$185,000.00	\$606.67	\$913,466.18

Total Investments

\$7,853,695.05



Print

TexPool

Daily Performance from 09-01-2016 to 09-30-2016

As of Date	Daily Net Yield (%)	Dividend Factor	7 Day Net Yield (%)	Daily Assets (\$)	NAV (\$)	Weighted Average Maturity (WAM)	Weighted Average Life (WAL)
09-01-2016	0.3736	0.000010235	0.3700	13,157,492,163.39	1.00022	42	80
09-02-2016	0.3763	0.000010310	0.3700	13,105,323,974.19	1.00023	46	84
09-03-2016	0.3763	0.000010310	0.3700	13,105,323,974.19	1.00023	46	84
09-04-2016	0.3763	0.000010310	0.3700	13,105,323,974.19	1.00023	46	84
09-05-2016	0.3763	0.000010310	0.3700	13,105,323,974.19	1.00023	46	84
09-06-2016	0.3759	0.000010299	0.3700	13,143,885,463.02	1.00023	44	82
09-07-2016	0.3762	0.000010306	0.3800	13,103,495,060.06	1.00023	44	82
09-08-2016	0.3770	0.000010328	0.3800	13,065,342,104.54	1.00024	44	81
09-09-2016	0.3771	0.000010332	0.3800	12,873,613,194.45	1.00024	47	85
09-10-2016	0.3771	0.000010332	0.3800	12,873,613,194.45	1.00024	47	85
09-11-2016	0.3771	0.000010332	0.3800	12,873,613,194.45	1.00024	47	85
09-12-2016	0.3786	0.000010373	0.3800	12,921,424,231.86	1.00023	45	83
09-13-2016	0.3802	0.000010417	0.3800	12,834,476,089.90	1.00023	45	82
09-14-2016	0.3804	0.000010421	0.3800	12,680,958,456.21	1.00023	45	84
09-15-2016	0.3845	0.000010534	0.3800	12,699,678,499.54	1.00027	47	86
09-16-2016	0.3837	0.000010512	0.3800	12,844,685,757.76	1.00026	49	89
09-17-2016	0.3837	0.000010512	0.3800	12,844,685,757.76	1.00026	49	89
09-18-2016	0.3837	0.000010512	0.3800	12,844,685,757.76	1.00026	49	89
09-19-2016	0.3810	0.000010437	0.3800	12,982,180,657.54	1.00026	45	84
09-20-2016	0.3791	0.000010386	0.3800	12,931,999,191.99	1.00027	47	85
09-21-2016	0.3769	0.000010325	0.3800	13,220,840,195.71	1.00028	46	83
09-22-2016	0.3787	0.000010376	0.3800	13,083,138,272.85	1.00033	46	83
09-23-2016	0.3756	0.000010291	0.3800	13,711,674,799.79	1.00033	44	79
09-24-2016	0.3756	0.000010291	0.3800	13,711,674,799.79	1.00033	44	79

09-25-2016	0.3756	0.000010291	0.3800	13,711,674,799.79	1.00033	44	79
09-26-2016	0.3731	0.000010221	0.3800	13,859,683,247.54	1.00033	42	76
09-27-2016	0.3853	0.000010557	0.3800	13,695,095,501.56	1.00031	43	78
09-28-2016	0.3920	0.000010741	0.3800	13,644,805,006.42	1.00030	42	77
09-29-2016	0.3953	0.000010829	0.3800	13,510,803,429.68	1.00031	43	77
09-30-2016	0.3950	0.000010822	0.3800	13,342,868,248.34	1.00031	44	79

Monthly Performance from 07-31-2016 to 09-30-2016

As of Date	Average Monthly Rate (%)	Average Monthly Dividend Factor	Average Monthly 7 Day Rate (%)	Average Monthly Balance (\$)	Weighted Average Maturity (WAM)	Weighted Average Life (WAL)	Participants
07-31-2016	0.3690	0.000010109	0.3697	14,546,622,530.94	42	75	2364
08-31-2016	0.3737	0.000010239	0.3735	13,782,859,765.39	44	83	2368
09-30-2016	0.3799	0.000010408	0.3780	13,152,979,432.43	45	83	2372

Previous Performance Data

[Daily Performance Data January 1997 - April 2002 \(PDF\)](#)

[Monthly Performance Data January 1990 - March 2002 \(PDF\)](#)

Performance quoted represents past performance which is no guarantee of future results. Investment return will vary. The value of an investment, when redeemed, may be worth more or less than the original cost. Current performance may be lower or higher than what is stated.

An investment in the Pool is not insured or guaranteed by any government or government agency. Although the manager of the Pool seeks to preserve principal, it is possible to lose money by depositing money in the Pool.

For more complete information, see the investment policy and information statement available on this website. You should consider the investment's objectives, risks, charges, and expenses carefully before investing. Information about these and other important subjects is in the investment policy and information statement which you should read carefully before investing.

Please note that daily fund prices, dividend factors and yield information (collectively, the "Pricing Information") are posted to this web page at approximately 4:00 p.m. ET and are updated each day that the New York Stock Exchange is open for regular trading. Daily gross yields and 7 day unsubsidized net yields are updated at approximately 8:30 p.m. ET. Daily fund prices, dividend factors, and yield information are subject to normal quality control, validation, and verification after such posting, and prior to 10:00 a.m. ET the next business day, remain subject to change. Taxable Money Market Fund daily dividend factors, may include short term capital gains. Please take this into consideration when using this information.

Federated Investment Counseling

Not FDIC Insured

May Lose Value

No Bank Guarantee

Copyright © 2016 Federated Investors, Inc.



TEXAS COOPERATIVE LIQUID ASSETS SECURITIES SYSTEM

RATE HISTORY

Texas CLASS Rate History						
September 2016						
Date	Daily Rate	YTD Yield (%)	7-Day Yield (%)	WAM Days to Reset	WAM Days to Final	Daily Dividend
09/01	0.73	0.57	0.72	51	68	0.000019938743
09/02	0.73	0.57	0.73	50	67	0.000019971159
09/03	0.73	0.57	0.73	50	67	0.000019971159
09/04	0.73	0.57	0.73	50	67	0.000019971159
09/05	0.73	0.58	0.73	50	67	0.000019971159
09/06	0.74	0.58	0.73	51	66	0.000020244854
09/07	0.74	0.58	0.73	51	66	0.000020366456
09/08	0.75	0.58	0.74	50	66	0.000020405447
09/09	0.75	0.58	0.74	49	66	0.000020418434
09/10	0.75	0.58	0.74	49	66	0.000020418434
09/11	0.75	0.58	0.74	49	66	0.000020418434
09/12	0.76	0.58	0.75	51	67	0.000020747459
09/13	0.76	0.58	0.75	53	68	0.000020734418
09/14	0.77	0.58	0.75	55	70	0.000021100681
09/15	0.77	0.58	0.76	56	70	0.000021129758
09/16	0.79	0.58	0.77	58	74	0.000021591859
09/17	0.79	0.58	0.77	58	74	0.000021591859
09/18	0.79	0.58	0.77	58	74	0.000021591859
09/19	0.79	0.59	0.78	56	72	0.000021763678
09/20	0.80	0.59	0.79	55	71	0.000021788883
09/21	0.80	0.59	0.79	55	71	0.000021862727
09/22	0.79	0.59	0.79	54	70	0.000021681475
09/23	0.77	0.59	0.79	52	68	0.000021066807
09/24	0.77	0.59	0.79	52	68	0.000021066807
09/25	0.77	0.59	0.78	52	68	0.000021066807
09/26	0.79	0.59	0.78	55	71	0.000021569200
09/27	0.79	0.59	0.78	56	72	0.000021621678
09/28	0.80	0.59	0.78	57	72	0.000021918901
09/29	0.80	0.59	0.78	56	70	0.000021777445
09/30	0.81	0.59	0.79	56	71	0.000022046415

Rates Disclaimer (<https://www.texasclass.com/rates-disclaimer>)

WILSON COUNTY, TEXAS
SCHEDULE OF INDEBTEDNESS
Sep-16

ROAD & BRIDGE WARRANTS 9/30/2005	SERIES UNPAID	DATE ISSUED	INTEREST RATE	TOTAL AMOUNT ORIGINAL ISSUE	TOTAL OUTSTANDING
Wood Valley	4 of 15	7/15/2004	5.25%	\$719,346.20	\$211,438.47
TOTAL WARRANTS				\$719,346.20	\$211,438.47
LEASE PURCHASES					
Precinct No. 1 John Deere Tractor	52 of 60	7/14/2015	0.000%	\$74,590.24	\$52,165.06
Precinct No. 2 Truck	57 of 60	5/3/2016	2.340%	\$111,696.01	\$104,648.90
Precinct No. 3 Volvo Roller	42 of 60	12/5/2014	2.3500%	\$50,219.00	\$35,767.28
Precinct No. 3 Volvo Pneumatic Roller	42 of 60	12/5/2014	2.3500%	\$64,869.00	\$46,201.39
Precinct No. 3 Volvo Backhoe	33 of 60	6/19/2014	2.3500%	\$93,242.00	\$52,634.54
Precinct No. 4 Volvo Motor Grader	34 of 60	6/17/2014	2.3500%	\$130,056.00	\$73,415.81
Precinct No. 4 Volvo Wheel Loader	11 of 60	7/25/2012	3.0000%	\$82,050.36	\$14,542.66
TOTAL LEASE PURCHASES				\$338,386.00	\$379,375.64
BONDED DEBT					
Series 2014 Limited Tax Refunding Bond	2014	2/20/2014	2.00%	\$8,215,000.00	\$7,730,000.00
GRAND TOTAL				\$9,064,402.20	\$8,320,814.11

Jan Hartl
County Treasurer
Wilson County


AFFIDAVIT
WILSON COUNTY TREASURER'S REPORT
FOR THE MONTH OF SEPTEMBER 2016
REGULAR TERM


We, the undersigned County Commissioners and County Judge of Wilson County, have compared, and examined the report of Jan Hartl, County Treasurer of Wilson County, for the month of SEPTEMBER. Finding same correct and Article 114.026 of the Local Government Code has been complied with, we have caused an order to be entered upon the minutes of Commissioners' Court meeting stating the approval of Treasurer's report by our court. The amount of cash and other amounts in the custody of the County Treasurer, Jan Hartl, for SEPTEMBER are:




WILSON COUNTY GENERAL FUNDS	1,768,106.46
OTHER BANK ACCOUNTS	<u>392,679.51</u>
TOTAL	2,160,785.97
INVESTMENTS:	
CERTIFICATES OF DEPOSIT	597,456.41
TEXPOOL	6,342,772.46
TEXAS CLASS	<u>913,466.18</u>
TOTAL	7,853,695.05
TOTAL	10,014,481.02
COMBINED INDEBTEDNESS	7,730,000.00

WITNESS our hands, officially this the 24th day of OCTOBER 2016


County Judge


Commissioner Prec. #1


Commissioner Prec. #3



Commissioner Prec. #2

Eva S. Martinez
County Clerk, Wilson County


Commissioner Prec. #4