

January 25, 2016

*The Honorable Commissioners' Court
Wilson County
Floresville, TX 78114*

Honorable Members of the Court:

In compliance with Article 114.026 of the Local Government Code, and also in compliance with House Bill 2459, Public Funds Investment Act, this monthly report and investment report for the month ending December 31, 2015 is submitted for your review for the recording in the minutes of the court.

The investments have been made in compliance with Wilson County's investment policy. It will be the objective of the county to earn the maximum rate of return allowed on its investments within policies imposed by its safety and liquidity objectives.

In accordance with House Bill 2459, Wilson County has diversified its portfolio. The total balance of all funds is \$14,873,125.84. Wilson County has 0.14 % in Cash Management Accounts, 0.03% Certificates of Deposits, 0.62% in Texpool, and 0.0.20% in Texas Class. The deposits and withdrawals of the accounts are listed on the following pages.

Investments are made with the intention of holding to maturity, but with the ability to liquidate should funds be needed. Total interest earned for the month ending December 31, 2015 is \$1,853.31. The average rate of return for the month being 0.35%.

It is an honor for me, as your County Treasurer to serve the Court and the citizens as the Certified Investment Officer for Wilson County.

Respectfully Submitted,



*Jan Hartl
Wilson County Treasurer*

ACCOUNT NUMBER AND TITLE	STARTING BALANCE	DEBIT BALANCE	CREDIT BALANCE	ENDING BALANCE
12-010-010 CASH IN BANK GENERAL FUND	1,972,729.41-	5,253,910.79	4,560,540.90	1,279,359.52-
20-010-010 CASH IN BANK LEOSE ACCT	21,079.85	0.00	607.29	20,472.56
21-010-010 R&B #1 CASH IN BANK	273,335.31	223,151.48	95,130.83	401,355.96
22-010-010 R&B #2 CASH IN BANK	554,568.94	363,844.51	150,747.18	767,666.27
23-010-010 R & B #3 CASH IN BANK	80,361.88	284,737.45	159,030.00	206,069.33
24-010-010 R&B #4 CASH IN BANK	138,804.65	341,149.01	87,246.77	392,706.89
25-010-010 TOTAL CASH IN BANK CIVIL FEES REPOR	6,853.49	7,573.20	0.00	14,426.69
26-010-010 CASH COURTHOUSE SECURITY	10,793.48	2,265.74	13,799.07	739.85-
27-010-010 CASH IN BANK 911 GRANT	0.00	0.00	0.00	0.00
29-010-010 PUBLIC HEALTH & SAFETY CASH IN BANK	0.00	0.00	0.00	0.00
30-010-010 SHERIFFS SALE	37,916.39	0.00	298.80	37,617.59
31-010-010 ESTRAY CASH IN BANK	6,538.97	189.67	35.00	6,693.64
32-010-010 HEALTH SPECIAL CASH IN BANK	0.00	0.00	0.00	0.00
33-010-010 E & O CASH IN BANK	596.50	360.00	0.00	956.50
34-010-010 LIBRARY CASH IN BANK	178,153.59	153,259.74	26,660.12	304,753.21
35-010-010 DON & MEM CASH IN BANK	0.00	0.00	0.00	0.00
36-010-010 JURY CASH IN BANK	85.27-	5,601.04	80.00	5,435.77
37-010-010 CASH IN BANK - STATE COURT COST & F	3,643.35	796.39	2,781.87	1,657.87
38-010-010 VENDING MACH CASH IN BANK	0.00	0.00	0.00	0.00
39-010-010 SUBDIVISION CASH IN BANK	46,228.37	200.00	0.00	46,428.37
40-010-010 RECORDING FEE CASH N BANK	528,746.51	16,954.80	4,109.61	541,591.70
41-010-010 COMMUNICATIONS GRANT CASH IN BANK	0.00	0.00	0.00	0.00
42-010-010 CASH CHILD ABUSE FUND	0.00	0.00	0.00	0.00
43-010-010 PHONE REIMB CASH IN BANK	0.00	0.00	0.00	0.00
44-010-010 J.P.TECH CASH IN THE BANK	38,878.69	1,140.73	124.77	39,894.65
46-010-010 O.C. HOLDING ACCOUNT-CASH IN BANK	42,625.00	0.00	0.00	42,625.00
47-010-010 CASH IN BANK INDIGENT LEGAL SERVICE	0.00	0.00	0.00	0.00
48-010-010 CASH IN BANK GRAFFITI EDUCATION FUN	0.00	0.00	0.00	0.00
49-010-010 CASH IN BANK-WATER LINE PERMIT	0.00	0.00	0.00	0.00
50-010-010 COUNTY TIF GRANT	27,918.96	0.00	416,972.59	389,053.63-
54-010-010 CASH IN BANK - HOT CHECK HOLDING	0.00	2,352.28	2,352.28	0.00
55-010-010 CASH IN BANK HOT CHECK FEES & FINES	0.00	0.00	0.00	0.00
57-010-010 J.P. HOLDING ACCOUNT CASH IN BANK	141,953.22	159,212.22	176,743.64	124,421.80
59-010-010 CASH IN BANK - INMATE PH	13,824.07	1,341.18	312.48	14,852.77
60-010-010 CASH ACCOUNT FOR RECYCLING	0.00	0.00	0.00	0.00
61-010-010 COLLECTION EVENT CASH	0.00	0.00	0.00	0.00
62-010-010 CASH IN BANK-COMMUNITY ECONOMIC DEV	1,895.59	0.00	0.00	1,895.59
63-010-010 COUNTY CLERK TECH - CASH IN BANK	493.00	143.00	0.00	636.00
64-010-010 JUV CASE MGT FUND - CASH IN BANK	45.00	0.00	0.00	45.00
GROUP-TOTAL	182,440.13	6,818,183.23	5,697,573.20	1,303,050.16
REPORT TOTAL	182,440.13	6,818,183.23	5,697,573.20	1,303,050.16

Pledge Report by Maturity Date
Pledge V: WILSON COUNTY

SouthTrust Bank
George West, TX

Safekeeping Code	Cusip	ID #	Current Face	Original Face	Description	Moody's	S&P	Compon	Maturity	Book Value	Fair Value
154054710	1001	345177AM2	500,000.00	500,000.00	DEL MAR TX COLLEGE DIST REV FIC QTE	AFS	AA-	3.750	08-15-2016	500,000.00	501,678.18
160074472	1001	9151374Z3	1,030,000.00	1,030,000.00	UNIVERSITY TX UNIV REV TAXABLE Q/MAR	AFS	AAA	3.076	08-15-2016	1,038,417.29	1,043,359.10
160067759	1001	3133XY2H7	1,000,000.00	1,000,000.00	FHLB 5K-2017 1 MTHLY-30TH	AFS	AAA	2.900	04-20-2017	1,401,156.32	1,409,940.85
154059153	1001	796242QA6	1,000,000.00	1,000,000.00	SAN ANTONIO TX APPT SYS REV AGM TAX	AFS	AA	4.408	07-01-2017	1,000,000.00	1,045,350.00
160067996	1001	385082HH8	475,000.00	475,000.00	GRANBURY TX UTIL SYS REV AGM QTEO	AFS	AA	3.500	09-15-2017	479,358.89	495,106.45
154073194	1001	549188QY9	2,000,000.00	2,000,000.00	LUBBOCK TX REF GO TAXABLE	AFS	AA+	1.230	02-15-2018	2,000,000.00	1,985,960.00
154072238	1001	723002LA7	1,075,000.00	1,075,000.00	PNE TREE TX ISD REF GO PSF QTEO	AFS	AA-	3.500	02-15-2018	1,130,511.86	1,136,429.78
160057434	1001	31294KX77	1,000,000.00	1,000,000.00	FHLMC E #1590	AFS	AA-	5.000	02-01-2019	1,054,611.50	1,097,797.55
154073193	1001	549188QZ6	1,000,000.00	1,000,000.00	LUBBOCK TX REF GO TAXABLE	AFS	AA+	1.460	02-15-2019	1,000,000.00	986,970.00
160045840	1001	3128MVA68	1,425,000.00	1,425,000.00	FHLMC G #18006	AFS	AA-	5.500	08-01-2019	53,581.10	56,087.05
160069832	1001	016176FC8	285,000.00	285,000.00	ALICE TX WTR AUTH REF GO AGM QTEO	AFS	AA	5.000	08-15-2019	305,005.75	319,706.64
160072529	1001	31397QC22	2,000,000.00	2,000,000.00	FN11 17-CJ MTHLY-25TH	AFS	AA	2.750	03-25-2021	534,013.21	531,586.56
160074915	1001	3136A0P35	1,000,000.00	1,000,000.00	FNR 2011 86-DB MTHLY-35TH	AFS	AA	5.500	09-25-2021	350,259.79	348,036.38
160059301	1001	31371LMH9	2,800,000.00	2,800,000.00	FNMA #351660	AFS	AA	5.500	03-01-2024	184,976.85	199,212.95
154064655	1001	3137AHV7	1,000,000.00	1,000,000.00	FHLMC 3936-KC MTHLY-15TH	AFS	AA	1.500	03-15-2026	371,843.13	368,345.98
154066643	1001	3137ALHM4	1,000,000.00	1,000,000.00	FHR 3998-KG MTHLY-15TH	AFS	AA	2.000	11-15-2026	442,728.86	436,454.46
154067353	1001	3137APV5	1,000,000.00	1,000,000.00	FHR 4029-LA MTHLY-15TH	AFS	AA	2.000	01-15-2027	580,287.43	572,352.04
154066456	1001	3137ALSN0	1,000,000.00	1,000,000.00	FHLMC 3996-BA MTHLY-15TH	AFS	AA	1.500	02-15-2027	455,722.23	446,288.46
154066895	1001	3136A5TK2	1,000,000.00	1,000,000.00	FN12 33-CD MTHLY-25TH	AFS	AA	2.000	03-25-2027	410,738.92	405,262.72
160078781	1001	3136A6AA2	1,000,000.00	1,000,000.00	FNR 2012 52-DA MTHLY-25TH	AFS	AA	2.000	05-25-2027	476,963.03	469,443.15
154068210	1001	3137AREY8	1,000,000.00	1,000,000.00	FHR 4066-MG MTHLY-15TH	AFS	AA	1.500	06-15-2027	554,509.57	541,564.12
160088054	1001	3138M5HC0	2,500,000.00	2,500,000.00	FNMA #AP4742	AFS	AA	2.500	08-01-2027	1,577,192.52	1,576,172.13
154073464	1001	3137AWUQ6	1,000,000.00	1,000,000.00	FHR 4120-NC MTHLY-15TH	AFS	AA	1.500	10-15-2027	1,172,615.21	1,138,839.14
154063838	1001	3136AAEF8	1,000,000.00	1,000,000.00	FHR 4145-LC MTHLY-15TH	AFS	AA	1.500	12-15-2027	652,574.16	632,826.46
154071937	1001	3136ABUZ4	1,000,000.00	1,000,000.00	FNR 2013 129-GD MTHLY-25TH	AFS	AA	1.500	12-25-2027	691,479.05	665,259.90
160084831	1001	3136AIDEN5	1,000,000.00	1,000,000.00	FNR 2013 7-AD MTHLY-25TH	AFS	AA	1.500	02-25-2028	675,312.92	651,125.29
154063838	1001	3137AFGL0	1,000,000.00	1,000,000.00	FNR 2013 36-JC MTHLY-25TH	AFS	AA	1.250	04-25-2028	631,963.57	609,151.85
			17,949,752.89	34,740,000.00				2.295		18,086,477.31	17,993,961.27

Items 28 17,949,752.89 34,740,000.00 18,086,477.31 17,993,961.27

*=Prerefunded N=New Purchase S=Sold C=Called M=Matured O=Paid Off D=In Default C=Stunk T=Put
Note: Refer to the U.S. Government and Agency Ratings report for ratings on treasury, agency and passthru securities.

FILSOF
II. Pledge & Safekeeping Reports

106 S. St. Mary's Street, Suite 600, San Antonio, Texas 78205-3607
(210) 224-5492
(210) 224-8787

ACCOUNT NUMBER AND TITLE	STARTING BALANCE	DEBIT BALANCE	CREDIT BALANCE	ENDING BALANCE
12-025-075 TEXPOOL INVESTMENTS	5,742,772.46	3,500,000.00	0.00	9,242,772.46
GROUP-TOTAL	5,742,772.46	3,500,000.00	0.00	9,242,772.46
12-025-090 INVESTMENT IN CD #30668	200,000.00	0.00	0.00	200,000.00
GROUP-TOTAL	200,000.00	0.00	0.00	200,000.00
65-010-075 FEDERAL SEIZURE CD #30311	1,939.21	0.00	0.00	1,939.21
GROUP-TOTAL	1,939.21	0.00	0.00	1,939.21
66-010-075 CASH IN BANK - TEXAS CLASS	3,398,989.83	784.49	424,000.00	2,975,774.32
GROUP-TOTAL	3,398,989.83	784.49	424,000.00	2,975,774.32
80-010-075 JACKSON MEM PARK CD #30461	15,465.55	0.00	0.00	15,465.55
GROUP-TOTAL	15,465.55	0.00	0.00	15,465.55
83-010-075 CD - COUNTY ACRES #31270	1,607.05	0.20	0.00	1,607.25
GROUP-TOTAL	1,607.05	0.20	0.00	1,607.25
88-010-076 DEWEES REM HOUSE CD #31515	8,755.16	0.00	0.00	8,755.16
GROUP-TOTAL	8,755.16	0.00	0.00	8,755.16
95-010-075 LAW LIBRARY CD #30030	25,611.59	3.16	0.00	25,614.75
GROUP-TOTAL	25,611.59	3.16	0.00	25,614.75
97-010-075 CIVIL PREPARENESS CD #30434	233,942.54	38.46	0.00	233,981.00
GROUP-TOTAL	233,942.54	38.46	0.00	233,981.00
99-010-075 LANDFILL CD #31049	8,060.94	0.00	0.00	8,060.94
GROUP-TOTAL	8,060.94	0.00	0.00	8,060.94
99-010-076 LANDFILL CD#30619	3,076.29	0.00	0.00	3,076.29
GROUP-TOTAL	3,076.29	0.00	0.00	3,076.29
REPORT TOTAL	9,640,220.62	3,500,826.31	424,000.00	12,717,046.93

ACCOUNT NUMBER AND TITLE	STARTING BALANCE	DEBIT BALANCE	CREDIT BALANCE	ENDING BALANCE
65-010-165 FEDERAL SEIZURE HOLD CASH IN BANK	31,970.42	0.00	0.00	31,970.42
GROUP-TOTAL	31,970.42	0.00	0.00	31,970.42
66-010-166 CASH IN BANK - CONSTRUCTION WORKING	418,057.65	424,000.00	489,741.29	352,316.36
GROUP-TOTAL	418,057.65	424,000.00	489,741.29	352,316.36
67-010-167 CASH IN BANK - BOND INTEREST & SINK	51,278.54	47,221.71	0.00	98,500.25
GROUP-TOTAL	51,278.54	47,221.71	0.00	98,500.25
68-010-168 CASH IN BANK - HEALTH TRUST	0.00	123,073.32	123,073.32	0.00
GROUP-TOTAL	0.00	123,073.32	123,073.32	0.00
71-010-171 JAIL BOND I&S CASH IN BAN	0.00	0.00	0.00	0.00
GROUP-TOTAL	0.00	0.00	0.00	0.00
72-010-172 FEDERAL SEIZURE CASH IN BANK	498.41	0.00	0.00	498.41
GROUP-TOTAL	498.41	0.00	0.00	498.41
76-010-176 CASH IN BANK CREDIT CARD CLEARING	25,936.46	26,138.24	0.00	52,074.70
GROUP-TOTAL	25,936.46	26,138.24	0.00	52,074.70
81-010-181 HELROBQUE INTER & SINK CASH IN BANK	10,998.23	950.11	227.72	11,720.62
GROUP-TOTAL	10,998.23	950.11	227.72	11,720.62
83-010-183 COUNTRY ACRES INT&SK FD CASH IN BAN	754.59	928.54	126.60	1,556.53
GROUP-TOTAL	754.59	928.54	126.60	1,556.53
86-010-186 WOODVALLEY ACRES CASH IN BANK I&S	4,217.26	4,432.45	1,410.20	7,239.51
GROUP-TOTAL	4,217.26	4,432.45	1,410.20	7,239.51
90-010-190 4TH COURT OF APPEALS CASH IN BANK	954.80	290.00	0.00	1,244.80
GROUP-TOTAL	954.80	290.00	0.00	1,244.80
93-010-193 ST TAX ACCT CASH IN BANK	44,220.57	31,754.73	0.00	75,975.30
GROUP-TOTAL	44,220.57	31,754.73	0.00	75,975.30
95-010-195 LAW LIBRARY CASH IN BANK	70,981.63	1,610.00	665.18	71,926.45
GROUP-TOTAL	70,981.63	1,610.00	665.18	71,926.45
96-010-196 CO ATTY ACCT CASH IN BANK	28,851.14	429.50	0.00	29,280.64
GROUP-TOTAL	28,851.14	429.50	0.00	29,280.64
97-010-197 CIVIL PREPAR CASH IN BANK	105,360.14	2,250.00	0.00	107,610.14
GROUP-TOTAL	105,360.14	2,250.00	0.00	107,610.14

01-14-2016

SPECIFIED-ACTIVITY-REPORT -- 12-01-2015 THRU 12-31-2015

PAGE 2

TIME:04:46 PM - DECEMBER 2015 - OTHER BANK ACCOUNTS - CHECKING ACCOUNTS

PREPARER:0005

ACCOUNT NUMBER AND TITLE	STARTING BALANCE	DEBIT BALANCE	CREDIT BALANCE	ENDING BALANCE
99-010-199 LANDFILL CASH IN BANK	11,114.62	0.00	0.00	11,114.62
GROUP-TOTAL	11,114.62	0.00	0.00	11,114.62
REPORT TOTAL	805,194.46	663,078.60	615,244.31	853,028.75

Wilson County
Investment Type CD
DECEMBER 2015

CERTIFICATES OF DEPOSIT

DESCRIPTION	CD #	ORIGINATION DATE	ORIGINATION AMOUNT	MATURITY DATE	INTEREST PAYS	INTEREST RATE	CONTRIBUTION AMOUNT	WITHDRAWAL AMOUNT	INTEREST PAID	ENDING BOOK BALANCE
General Funds	30668	08/11/10	\$200,000.00	12/04/15	Monthly	0.55%		\$90.41	\$90.41	\$200,000.00
Sheriff Seizure Acct	30311	11/16/08	\$1,939.21	11/15/16	Yearly	0.45%				\$1,939.21
Jackson Memorial Fund	31509	05/20/11	\$15,465.55	05/18/16	Yearly	0.65%				\$15,465.55
Country Acres Interest & Sinking	30271	12/12/13	\$1,607.05	12/24/15	Monthly	0.45%			\$0.20	\$1,607.25
Deweese Renschel House	31515	11/18/13	\$8,755.16	06/12/16	Yearly	0.45%				\$8,755.16
Law Library	30030	11/11/08	\$25,611.59	12/05/15	Monthly	0.15%			\$3.16	\$25,614.75
Civil Preparedness	30434	04/17/09	\$233,942.54	12/12/15	Monthly	0.20%			\$38.46	\$233,981.00
Landfill	31049	05/17/11	\$8,060.94	08/25/16	Yearly	0.45%				\$8,060.94
Landfill	30619	03/23/10	\$3,072.51	02/20/16	6 months	0.25%			\$3.78	\$3,076.29
Totals			\$498,454.55			0.37%			\$136.01	\$498,500.15

INVESTMENT POOL - TEXPOOL


DESCRIPTION	INTEREST PAYS	INTEREST RATE	BEGINNING PRINCIPAL	CONTRIBUTION AMOUNT	WITHDRAWAL AMOUNT	MONTHLY INTEREST PAID	ENDING BOOK VALUE
449/7880600001	Monthly	0.1863%	\$5,742,772.46	\$3,500,000.00	\$932.81	\$932.81	\$9,242,772.46

CLASS - WILSON COUNTY COUNSTRUCTION WORKING ACCOUNT

DESCRIPTION	INTEREST PAYS	INTEREST RATE	BEGINNING PRINCIPAL	CONTRIBUTION AMOUNT	WITHDRAWAL AMOUNT	MONTHLY INTEREST PAID	ENDING BOOK VALUE
TX-01-0499-0001 Construction Acct	Monthly	0.29%	\$3,398,989.83	\$0.00	\$424,000.00	\$784.49	\$2,975,774.32

Total Investments

\$12,717,046.93



Welcome to TexConnect



Deposit	Withdrawal	Transfer	Multi Transaction	Vendor Payment	Maintenance
Reports	Report Scheduler	Report Access	Statements	Inquiry	Change Location
			Help / Contact Us	Update Profile	Logout

Pool Information

Location: 78806
Wilson County

TexPool

Average Monthly rate for December 0.1863%
Average Monthly Dividend Factor for December 0.0000051051

Information as of January 13, 2016
Daily Net Yield 0.2618%
Dividend Factor 0.000007172
7 Day Net Yield 0.26%
Daily Assets \$15,353,498,869.93
Weighted Average Maturity 43 days
Weighted Average Life 69 days
NAV 0.99990

TexPool Prime


Average Monthly rate for December 0.2776%
Average Monthly Dividend Factor for December 0.000007606

Information as of January 13, 2016
Daily Net Yield 0.3842%
Dividend Factor 0.000010526
7 Day Net Yield 0.39%
Daily Assets \$1,772,357,417.04
Weighted Average Maturity 43 days
Weighted Average Life 49 days
NAV 0.99999

Contact Information

Participant Services 1-866-839-7665

Performance quoted represents past performance which is no guarantee of future results. Investment return will vary. The value of an investment when redeemed may be worth more or less than the original cost. Current performance may be higher or lower than what is stated.



Interest History Report



Deposit Reports	Withdrawal Report Scheduler	Transfer Report Access	Multi Transaction Statements Help / Contact Us	Vendor Payment Inquiry Update Profile	Maintenance Change Location Logout
------------------------	------------------------------------	-------------------------------	---	--	---

Interest History Report

Interest History Report

Generated: 01/14/2016

Pool Name: TexPool
Pool Nbr: 449

Date	Dividend Factor	Daily Net Yield	7 Day Net Yield	NAV
12/01/2015	0.000003296	0.1203	0.12	\$1.00
12/02/2015	0.000003261	0.1190	0.12	\$1.00
12/03/2015	0.000003514	0.1283	0.12	\$1.00
12/04/2015	0.000003668	0.1339	0.12	\$1.00
12/05/2015	0.000003668	0.1339	0.12	\$1.00
12/06/2015	0.000003668	0.1339	0.13	\$1.00
12/07/2015	0.000003706	0.1353	0.13	\$1.00
12/08/2015	0.000003808	0.1390	0.13	\$1.00
12/09/2015	0.000004061	0.1482	0.14	\$1.00
12/10/2015	0.000004230	0.1544	0.14	\$1.00
12/11/2015	0.000004243	0.1549	0.14	\$1.00
12/12/2015	0.000004243	0.1549	0.15	\$1.00
12/13/2015	0.000004243	0.1549	0.15	\$1.00
12/14/2015	0.000004562	0.1665	0.15	\$1.00
12/15/2015	0.000004612	0.1683	0.16	\$1.00
12/16/2015	0.000004939	0.1803	0.16	\$1.00
12/17/2015	0.000005342	0.1950	0.17	\$1.00
12/18/2015	0.000006350	0.2318	0.18	\$1.00
12/19/2015	0.000006350	0.2318	0.19	\$1.00
12/20/2015	0.000006350	0.2318	0.20	\$1.00
12/21/2015	0.000006047	0.2207	0.21	\$1.00
12/22/2015	0.000005972	0.2180	0.22	\$1.00
12/23/2015	0.000006115	0.2232	0.22	\$1.00
12/24/2015	0.000006355	0.2320	0.23	\$1.00
12/25/2015	0.000006355	0.2320	0.23	\$1.00
12/26/2015	0.000006355	0.2320	0.23	\$1.00
12/27/2015	0.000006355	0.2320	0.23	\$1.00
12/28/2015	0.000006678	0.2437	0.23	\$1.00
12/29/2015	0.000006614	0.2414	0.23	\$1.00
12/30/2015	0.000006458	0.2357	0.24	\$1.00
12/31/2015	0.000006839	0.2496	0.24	\$1.00

Performance quoted represents past performance which is no guarantee of future results. Investment return will vary. The value of an investment when redeemed may be worth more or less than the original cost. Current performance may be higher or lower than what is stated.

For more complete information, see the TexPool Investment Policy and Information Statement available on the TexPool web site, www.texpool.com. You should consider the investment's objectives, risks, charges, and expenses carefully before investing. Information about these and other important subjects is in the Investment Policy and Information Statement which you should read carefully before investing.

An investment in the Pool is not insured or guaranteed by any government or government agency. Although the manager of the Pool seeks to preserve the principal, it is possible to lose money by investing money in the Pool.

All current yields for TexPool Prime, for each date, reflect a waiver of some of all management fees.

The objective of TexPool [PRIME] is to maintain a stable \$1.00 price. However, the \$1.00 price is not guaranteed or insured by the State of Texas or any other governmental entity. You should read the TexPool [PRIME] Investment Policy and Information Statement before making an investment in TexPool [PRIME].

TEXAS COOPERATIVE LIQUID ASSETS SECURITIES SYSTEM

RATE HISTORY

Texas CLASS Rate History						
December 2015						
Date	Daily Ratio (%)	YTD Yield (%)	7-Day Yield (%)	WAM Days to Reset	WAM Days to Final	Daily Dividend
12/01	0.26	0.16	0.25	55	68	0.00006997408
12/02	0.25	0.16	0.25	56	69	0.00006780474
12/03	0.26	0.16	0.25	56	74	0.00007158055
12/04	0.27	0.16	0.25	57	74	0.00007258846
12/05	0.27	0.16	0.26	57	74	0.00007258846
12/06	0.27	0.16	0.26	57	74	0.00007258847
12/07	0.27	0.16	0.26	56	73	0.00007323435
12/08	0.28	0.16	0.27	57	74	0.00007583809
12/09	0.28	0.16	0.27	58	75	0.00007727692
12/10	0.27	0.16	0.27	56	73	0.00007499391
12/11	0.27	0.16	0.27	55	72	0.00007378149
12/12	0.27	0.16	0.27	55	72	0.00007378149
12/13	0.27	0.16	0.27	55	72	0.00007378149
12/14	0.27	0.16	0.27	53	69	0.00007493638
12/15	0.28	0.16	0.28	52	71	0.00007759530
12/16	0.29	0.16	0.28	53	72	0.00008003200
12/17	0.30	0.16	0.28	53	73	0.00008116260
12/18	0.30	0.16	0.28	52	72	0.00008144645
12/19	0.30	0.16	0.29	52	72	0.00008144645
12/20	0.30	0.17	0.29	52	72	0.00008144645
12/21	0.31	0.17	0.30	49	69	0.00008336066
12/22	0.31	0.17	0.30	51	70	0.00008336065
12/23	0.32	0.17	0.30	51	70	0.00008635009
12/24	0.33	0.17	0.31	50	69	0.00008882514
12/25	0.33	0.17	0.31	50	69	0.00008882514
12/26	0.33	0.17	0.31	50	69	0.00008882514
12/27	0.33	0.17	0.32	50	69	0.00008882514
12/28	0.33	0.17	0.32	52	70	0.00009133382
12/29	0.35	0.17	0.33	53	69	0.00009428963
12/30	0.35	0.17	0.33	52	69	0.00009447816
12/31	0.35	0.17	0.34	52	68	0.00009428962

[Rates Disclaimer \(https://www.texasclass.com/rates-disclaimer\)](https://www.texasclass.com/rates-disclaimer)

WILSON COUNTY, TEXAS
SCHEDULE OF INDEBTEDNESS
Dec-15

ROAD & BRIDGE WARRANTS 9/30/2005	SERIES UNPAID	DATE ISSUED	INTEREST RATE	TOTAL AMOUNT ORIGINAL ISSUE	TOTAL OUTSTANDING
Helrobq Road	1 of 15	1/12/2001	7.125%	\$101,500.00	\$11,234.83
Country Acres	1 of 15	4/11/2001	7.125%	\$58,000.00	\$6,464.18
Wood Valley	5 of 15	7/15/2004	5.25%	\$719,346.20	\$281,917.96
TOTAL WARRANTS				\$878,846.20	\$299,616.97
LEASE PURCHASES					
Precinct No. 1 John Deere Tractor	57 of 60	7/14/2015	0.000%	\$74,590.24	\$61,237.12
Precinct No. 2 Volvo Wheel Loader	3 of 60	2/25/2011	3.4500%	\$127,267.00	\$4,604.85
Precinct No. 2 John Deere Tractor	13 of 60	12/25/2011	3.3500%	\$46,835.34	\$10,004.03
Precinct No. 2 Caterpillar Compactor	12 of 60	2/11/2012	3.20008%	\$74,119.56	\$14,490.68
Precinct No. 3 Volvo Roller	52 of 60	12/5/2014	2.3500%	\$50,219.00	\$43,056.75
Precinct No. 3 Volvo Pneumatic Roller	52 of 60	12/5/2014	2.3500%	\$64,869.00	\$55,617.37
Precinct No. 3 Volvo Backhoe	43 of 60	6/19/2014	2.3500%	\$93,242.00	\$66,409.38
Precinct No. 4 Volvo Motor Grader	43 of 60	6/17/2014	2.3500%	\$130,056.00	\$92,629.27
Precinct No. 4 Volvo Wheel Loader	20 of 60	7/25/2012	3.0000%	\$82,050.36	\$27,324.19
TOTAL LEASE PURCHASES				\$586,607.90	\$375,373.64
BONDED DEBT					
Series 2014 Limited Tax Refunding Bond	2014	2/20/2014		\$8,215,000.00	\$8,050,000.00
GRAND TOTAL				\$9,223,902.20	\$8,724,990.61


Jan Hartl
County Treasurer
Wilson County

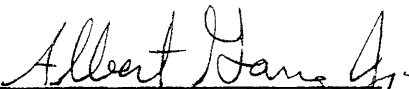
AFFIDAVIT
WILSON COUNTY TREASURER'S REPORT
FOR THE MONTH OF DECEMBER 2015
REGULAR TERM


We, the undersigned County Commissioners and County Judge of Wilson County, have compared, and examined the report of Jan Hartl, County Treasurer of Wilson County, for the month of DECEMBER. Finding same correct and Article 114.026 of the Local Government Code has been complied with, we have caused an order to be entered upon the minutes of Commissioners' Court meeting stating the approval of Treasurer's report by our court. The amount of cash and other amounts in the custody of the County Treasurer, Jan Hartl, for DECEMBER are:



WILSON COUNTY GENERAL FUNDS	1,303,050.16
OTHER BANK ACCOUNTS	853,028.75
TOTAL	<u>2,156,078.91</u>
INVESTMENTS:	
CERTIFICATES OF DEPOSIT	498,500.15
TEXPOOL	9,242,772.46
TEXAS CLASS	2,975,774.32
TOTAL	<u>12,717,046.93</u>
TOTAL	14,873,125.84
COMBINED INDEBTEDNESS	8,050,000.00


WITNESS our hands, officially this the 25th day of JANUARY 2016

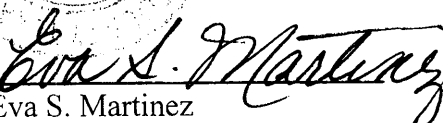

County Judge


Commissioner Prec. #1


Commissioner Prec. #3



Commissioner Prec. #2


Commissioner Prec. #4


Eva S. Martinez
County Clerk, Wilson County