

September 28, 2015

*The Honorable Commissioners' Court  
Wilson County  
Floresville, TX 78114*

*Honorable Members of the Court:*

*In compliance with Article 114.026 of the Local Government Code, and also in compliance with House Bill 2459, Public Funds Investment Act, this monthly report and investment report for the month ending August 31, 2015 is submitted for your review for the recording in the minutes of the court.*

*The investments have been made in compliance with Wilson County's investment policy. It will be the objective of the county to earn the maximum rate of return allowed on its investments within policies imposed by its safety and liquidity objectives.*

*In accordance with House Bill 2459, Wilson County has diversified its portfolio. The total balance of all funds is \$14,516,663.43. Wilson County has 0.06 % in Cash Management Accounts, 0.03% Certificates of Deposits, 0.57% in Texpool, and 0.34% in Texas Class. The deposits and withdrawals of the accounts are listed on the following pages.*

*Investments are made with the intention of holding to maturity, but with the ability to liquidate should funds be needed. Total interest earned for the month ending August 31, 2015 is \$1,396.25. The average rate of return for the month being 0.21%.*

*It is an honor for me, as your County Treasurer to serve the Court and the citizens as the Certified Investment Officer for Wilson County.*

*Respectfully Submitted,*



*Jan Hartl  
Wilson County Treasurer*

ACCOUNT NUMBER AND TITLE	STARTING BALANCE	DEBIT BALANCE	CREDIT BALANCE	ENDING BALANCE
12-010-010 CASH IN BANK GENERAL FUND	2,216,442.34-	999,415.30	1,231,048.90	2,448,075.94-
20-010-010 CASH IN BANK LEOSE ACCT	23,306.03	0.00	1,610.00	21,696.03
21-010-010 R&B #1 CASH IN BANK	442,856.29	38,476.56	109,739.92	371,592.93
22-010-010 R&B #2 CASH IN BANK	751,329.01	63,976.15	123,583.15	691,722.01
23-010-010 R & B #3 CASH IN BANK	286,132.01	49,682.33	68,470.32	267,344.02
24-010-010 R&B #4 CASH IN BANK	597,145.67	58,827.02	199,010.51	456,962.18
25-010-010 TOTAL CASH IN BANK CIVIL FEES REPOR	280.09	6,556.00	0.00	6,836.09
26-010-010 CASH COURTHOUSE SECURITY	68,535.81-	114,046.18	10,734.00	34,776.37
27-010-010 CASH IN BANK 911 GRANT	0.00	0.00	0.00	0.00
29-010-010 PUBLIC HEALTH & SAFETY CASH IN BANK	37,421.89	0.00	0.00	37,421.89
30-010-010 SHERIFFS SALE	37,916.39	0.00	0.00	37,916.39
31-010-010 ESTRAY CASH IN BANK	6,941.32	117.65	520.00	6,538.97
32-010-010 HEALTH SPECIAL CASH IN BANK	0.00	0.00	0.00	0.00
33-010-010 E & O CASH IN BANK	7,818.51-	5,715.00	0.00	2,103.51-
34-010-010 LIBRARY CASH IN BANK	280,706.39	25,856.99	31,919.03	274,644.35
35-010-010 DON & MEM CASH IN BANK	0.00	0.00	0.00	0.00
36-010-010 JURY CASH IN BANK	18,898.45	2,029.00	1,320.00	19,607.45
37-010-010 CASH IN BANK - STATE COURT COST & F	3,093.06	687.96	2,231.58	1,549.44
38-010-010 VENDING MACH CASH IN BANK	0.00	0.00	0.00	0.00
39-010-010 SUBDIVISION CASH IN BANK	50,763.37	200.00	100.00	50,863.37
40-010-010 RECORDING FEE CASH N BANK	477,585.47	2,167.83	7,460.46	472,292.84
41-010-010 COMMUNICATIONS GRANT CASH IN BANK	0.00	0.00	0.00	0.00
42-010-010 CASH CHILD ABUSE FUND	0.00	0.00	0.00	0.00
43-010-010 PHONE REIMB CASH IN BANK	0.00	0.00	0.00	0.00
44-010-010 J.P.TECH CASH IN THE BANK	35,452.73	1,199.21	1,324.91	35,327.03
46-010-010 O.C. HOLDING ACCOUNT-CASH IN BANK	43,125.00	0.00	0.00	43,125.00
47-010-010 CASH IN BANK INDIGENT LEGAL SERVICE	0.00	0.00	0.00	0.00
48-010-010 CASH IN BANK GRAFFITI EDUCATION FUN	0.00	0.00	0.00	0.00
49-010-010 CASH IN BANK-WATER LINE PERMIT	0.00	0.00	0.00	0.00
50-010-010 COUNTY TIF GRANT	38,336.16-	0.00	1,618.68	39,954.84-
54-010-010 CASH IN BANK - HOT CHECK HOLDING	1,329.11	1,991.58	1,991.58	1,329.11
55-010-010 CASH IN BANK HOT CHECK FEES & FINES	0.00	0.00	0.00	0.00
57-010-010 J.P. HOLDING ACCOUNT CASH IN BANK	140,390.34	179,149.56	135,733.80	183,806.10
59-010-010 CASH IN BANK - INMATE PH	20,380.12	1,475.51	920.00	20,935.63
60-010-010 CASH ACCOUNT FOR RECYCLING	5,841.14	0.00	0.00	5,841.14
61-010-010 COLLECTION EVENT CASH	242.25	0.00	0.00	242.25
62-010-010 CASH IN BANK-COMMUNITY ECONOMIC DEV	1,895.59	0.00	0.00	1,895.59
GROUP-TOTAL	931,898.90	1,551,569.83	1,929,336.84	554,131.89
REPORT TOTAL	931,898.90	1,551,569.83	1,929,336.84	554,131.89

SouthTrust Bank  
George West, TX

## Pledge Report by Maturity Date

Pledge V: WILSON COUNTY

As of 08/31/15  
Page 76

Safeguarding	Code	Cusip	ID #	Current Face	Original Face	Description	ASC	Moody / S&P	Coupon	Maturity	Book Value	Fair Value
154054710	1001	245177AM2	100645	500,000.00	500,000.00	DEL MAR TX COLLEGE DIST REV FGIC QTE	AFS	Aa3 / AA-	3.750	08/15/2016	500,000.00	506,045.23
160074472	1001	9151374Z3	100745	1,030,000.00	1,030,000.00	UNIVERSITY TX UNIV REV TAXABLE (MAR	AFS	Aaa / AAA	3.076	08/15/2016	1,042,926.55	1,052,361.30
160067759	1001	3133XY2H7	100651	150,970.76	1,000,000.00	FHLB 5K-2017 1 MTHLY-20TH	AFS		2.900	04/20/2017	152,449.25	133,943.00
154059153	1001	796242QA6	100701	1,000,000.00	1,000,000.00	SAN ANTONIO TX ARPT SYS REV AGM TAX	AFS	A1 / AA	4.408	07/01/2017	1,000,000.00	1,038,920.00
160067996	1001	385082HH8	100658	475,000.00	475,000.00	GRANBURY TX UTIL SYS REV AGM QTEO	AFS	NR / AA	3.500	09/15/2017	480,210.79	497,759.30
160057434	1001	31294KXT7	100570	125,420.00	2,650,000.00	FHLMC E #1590	AFS		5.000	02/01/2019	124,329.09	130,280.03
160045840	1001	3128MMAG8	100515	62,026.15	1,425,000.00	FHLMC G #18006	AFS		5.500	08/01/2019	61,721.30	63,886.93
160069832	1001	016176FC8	100692	285,000.00	285,000.00	ALICE TX WTR AUTH REF GO AGM QTEO	AFS	A1 / AA	5.000	08/15/2019	306,846.77	321,064.22
160072529	1001	31397QC22	100721	583,812.76	2,000,000.00	FNH1 17-CJ MTHLY-25TH	AFS		2.750	03/25/2021	585,876.36	599,039.55
160074915	1001	3136AOP35	100758	386,533.67	1,000,000.00	FNR 2011 86-DB MTHLY-25TH	AFS		1.500	09/25/2021	385,571.47	386,530.19
160059301	1001	3137ILMH9	100585	199,569.36	2,800,000.00	FNMA #255160	AFS		5.500	03/01/2024	203,950.51	221,063.78
154064655	1001	3137AHAV7	100790	405,224.89	1,000,000.00	FHLMC 3936-KC MTHLY-15TH	AFS		1.500	03/15/2026	403,310.86	403,906.50
160088054	1001	3138MRHU0	100948	1,649,589.45	2,500,000.00	FNMA #AP4742	AFS		2.500	08/01/2027	1,665,450.06	1,678,756.66
154063858	1001	3137AVFA0	100848	1,255,886.66	2,000,000.00	FHR 4120-NC Mthly-15th	AFS		1.500	10/15/2027	1,263,296.38	1,242,757.49
154063858	1001	3136AAEF8	100849	729,083.55	1,000,000.00	FNR 2012 129-GE MTHLY-25TH	AFS		1.500	12/25/2027	734,090.70	715,203.09
154063858	1001	3137AFGL0	100770	610,550.08	1,000,000.00	FHLMC 3925-LD MTHLY-15TH	AFS		2.500	01/15/2041	616,222.82	621,812.52
Items 16											9,526,252.91	9,633,329.59

\*=Prerefunded N=New Purchase S=Sold C=Called M=Matured O=Paid Off D=In Default C=SunK T=Put  
Note: Refer to the U.S. Government and Agency Ratings report for ratings on treasury, agency and pass-thru securities.



ACCOUNT NUMBER AND TITLE	STARTING BALANCE	DEBIT BALANCE	CREDIT BALANCE	ENDING BALANCE
65-010-165 FEDERAL SEIZURE HOLD CASH IN BANK	27,853.92	0.00	0.00	27,853.92
GROUP-TOTAL	27,853.92	0.00	0.00	27,853.92
66-010-166 CASH IN BANK - CONSTRUCTION WORKING	517.90	498,000.00	488,920.71	9,597.19
GROUP-TOTAL	517.90	498,000.00	488,920.71	9,597.19
67-010-167 CASH IN BANK - BOND INTEREST & SINK	10.02-	46,015.00	7,610.42	38,394.56
GROUP-TOTAL	10.02-	46,015.00	7,610.42	38,394.56
68-010-168 CASH IN BANK - HEALTH TRUST	0.00	243,263.64	243,263.64	0.00
GROUP-TOTAL	0.00	243,263.64	243,263.64	0.00
71-010-171 JAIL BOND I&S CASH IN BAN	2,419.10	0.00	0.00	2,419.10
GROUP-TOTAL	2,419.10	0.00	0.00	2,419.10
72-010-172 FEDERAL SEIZURE CASH IN BANK	497.41	0.00	0.00	497.41
GROUP-TOTAL	497.41	0.00	0.00	497.41
76-010-176 CASH IN BANK CREDIT CARD CLEARING	41,015.47	47,674.50	58,753.14	29,936.83
GROUP-TOTAL	41,015.47	47,674.50	58,753.14	29,936.83
81-010-181 HELROBQUE INTER & SINK CASH IN BANK	11,047.02	54.45	93.32	11,008.15
GROUP-TOTAL	11,047.02	54.45	93.32	11,008.15
83-010-183 COUNTRY ACRES INT&SK FD CASH IN BAN	640.80	19.50	62.38	597.92
GROUP-TOTAL	640.80	19.50	62.38	597.92
86-010-186 WOODVALLEY ACRES CASH IN BANK I&S	3,010.49	210.53	72.72	3,148.30
GROUP-TOTAL	3,010.49	210.53	72.72	3,148.30
90-010-190 4TH COURT OF APPEALS CASH IN BANK	694.80	270.00	0.00	964.80
GROUP-TOTAL	694.80	270.00	0.00	964.80
93-010-193 ST TAX ACCT CASH IN BANK	10,665.55	33,100.22	19.14	43,746.63
GROUP-TOTAL	10,665.55	33,100.22	19.14	43,746.63
95-010-195 LAW LIBRARY CASH IN BANK	68,760.57	1,656.00	795.01	69,621.56
GROUP-TOTAL	68,760.57	1,656.00	795.01	69,621.56
96-010-196 CO ATTY ACCT CASH IN BANK	27,807.08	240.00	10.00	28,037.08
GROUP-TOTAL	27,807.08	240.00	10.00	28,037.08
97-010-197 CIVIL PREPAR CASH IN BANK	93,591.27	2,975.00	0.00	96,566.27
GROUP-TOTAL	93,591.27	2,975.00	0.00	96,566.27

---

ACCOUNT NUMBER AND TITLE	STARTING BALANCE	DEBIT BALANCE	CREDIT BALANCE	ENDING BALANCE
98-010-198 OAK HILL INT & SINKING CASH IN BANK	0.00	0.00	0.00	0.00
GROUP-TOTAL	0.00	0.00	0.00	0.00
99-010-199 LANDFILL CASH IN BANK	11,134.45	0.00	9.91	11,124.54
GROUP-TOTAL	11,134.45	0.00	9.91	11,124.54
REPORT TOTAL	299,645.81	873,478.84	799,610.39	373,514.26

ACCOUNT NUMBER AND TITLE	STARTING BALANCE	DEBIT BALANCE	CREDIT BALANCE	ENDING BALANCE
12-025-075 TEXPOOL INVESTMENTS	8,242,772.46	0.00	0.00	8,242,772.46
GROUP-TOTAL	8,242,772.46	0.00	0.00	8,242,772.46
12-025-090 INVESTMENT IN CD #30668	200,000.00	0.00	0.00	200,000.00
GROUP-TOTAL	200,000.00	0.00	0.00	200,000.00
65-010-075 FEDERAL SEIZURE CD #30311	1,930.52	0.00	0.00	1,930.52
GROUP-TOTAL	1,930.52	0.00	0.00	1,930.52
66-010-075 CASH IN BANK - TEXAS CLASS	5,345,178.77	741.83	498,000.00	4,847,920.60
GROUP-TOTAL	5,345,178.77	741.83	498,000.00	4,847,920.60
80-010-075 JACKSON MEM PARK CD #30461	15,465.55	0.00	0.00	15,465.55
GROUP-TOTAL	15,465.55	0.00	0.00	15,465.55
83-010-075 CD - COUNTY ACRES #31270	1,606.25	0.20	0.00	1,606.45
GROUP-TOTAL	1,606.25	0.20	0.00	1,606.45
87-010-075 CLPP ROAD I & S CD #30495	3,143.52	14.16	3,157.68	0.00
GROUP-TOTAL	3,143.52	14.16	3,157.68	0.00
88-010-076 DEWEES REM HOUSE CD #31515	8,755.16	0.00	0.00	8,755.16
GROUP-TOTAL	8,755.16	0.00	0.00	8,755.16
95-010-075 LAW LIBRARY CD #30030	25,598.95	3.16	0.00	25,602.11
GROUP-TOTAL	25,598.95	3.16	0.00	25,602.11
97-010-075 CIVIL PREPARENESS CD #30434	233,788.77	38.43	0.00	233,827.20
GROUP-TOTAL	233,788.77	38.43	0.00	233,827.20
99-010-075 LANDFILL CD #31049	8,060.94	0.00	0.00	8,060.94
GROUP-TOTAL	8,060.94	0.00	0.00	8,060.94
99-010-076 LANDFILL CD#30619	3,072.51	3.78	0.00	3,076.29
GROUP-TOTAL	3,072.51	3.78	0.00	3,076.29
REPORT TOTAL	14,089,373.40	801.56	501,157.68	13,589,017.28

Wilson County  
Investment Type CD  
AUGUST 2015

CERTIFICATES OF DEPOSIT

DESCRIPTION	CD #	ORIGINATION DATE	ORIGINATION AMOUNT	MATURITY DATE	INTEREST PAYS	INTEREST RATE	CONTRIBUTION AMOUNT	WITHDRAWAL AMOUNT	INTEREST PAID	ENDING BOOK BALANCE
General Funds	30668	08/11/10	\$200,000.00	08/04/15	Monthly	0.55%			\$93.42	\$200,000.00
Sheriff Seizure Acct	30311	11/16/08	\$1,930.52	11/15/15	Yearly	0.45%				\$1,930.52
Jackson Memorial Fund	31509	05/20/11	\$15,465.55	05/18/16	Yearly	0.65%				\$15,465.55
Country Acres Interest & Sinking	30271	12/12/13	\$1,606.25	08/26/15	Monthly	0.15%				\$1,606.45
CLPP Road Interest & Sinking	30495	08/05/10	\$3,143.52	08/04/15	Yearly	0.45%		\$3,157.68	\$0.20	\$1,606.45
Dewees Remschel House	31515	11/18/13	\$8,755.16	06/12/16	Yearly	0.45%			\$14.16	\$0.00
Law Library	30030	11/11/08	\$25,598.95	08/08/15	Monthly	0.15%			\$3.16	\$8,755.16
Civil Preparedness	30434	04/17/09	\$233,788.77	08/14/15	Monthly	0.20%			\$38.43	\$25,602.11
Landfill	31049	05/12/11	\$8,060.94	08/25/16	Yearly	0.45%				\$233,827.20
Landfill	30619	03/23/10	\$3,072.51	02/20/16	6 months	0.25%			\$3.78	\$8,060.94
Totals			\$501,422.17			0.37%			\$153.15	\$498,324.22

INVESTMENT POOL - TEXPOOL

DESCRIPTION	INTEREST PAYS	INTEREST RATE	BEGINNING PRINCIPAL	CONTRIBUTION AMOUNT	WITHDRAWAL AMOUNT	MONTHLY INTEREST PAID	ENDING BOOK VALUE
449/7880600001	Monthly	0.0716%	\$8,242,772.46		\$501.27	\$501.27	\$8,242,772.46

CLASS - WILSON COUNTY CONSTRUCTION WORKING ACCOUNT

DESCRIPTION	INTEREST PAYS	INTEREST RATE	BEGINNING PRINCIPAL	CONTRIBUTION AMOUNT	WITHDRAWAL AMOUNT	MONTHLY INTEREST PAID	ENDING BOOK VALUE
TX-01-0499-0001 Construction Acct	Monthly	0.19%	\$5,345,178.77	\$0.00	\$498,000.00	\$741.83	\$4,847,920.60

Total Investments

\$13,589,017.28

## TEXAS COOPERATIVE LIQUID ASSETS SECURITIES SYSTEM

## RATE HISTORY

Texas CLASS Rate History						
September 2015						
Date	Daily Ratio (%)	YTD Yield (%)	7-Day Yield (%)	WAM Days to Reset	WAM Days to Final	Daily Dividend
09/01	0.19	0.14	0.19	56	64	0.000005262834
09/02	0.19	0.14	0.19	58	65	0.000005150499
09/03	0.19	0.14	0.19	58	68	0.000005122320
09/04	0.19	0.14	0.19	58	67	0.000005095867
09/05	0.19	0.14	0.19	58	67	0.000005095867
09/06	0.19	0.14	0.19	58	67	0.000005095867
09/07	0.19	0.14	0.19	58	67	0.000005095867
09/08	0.19	0.14	0.19	55	65	0.000005096701
09/09	0.19	0.14	0.19	55	65	0.000005141669
09/10	0.19	0.14	0.19	54	64	0.000005198614
09/11	0.19	0.14	0.19	54	64	0.000005247684
09/12	0.19	0.14	0.19	54	64	0.000005247684
09/13	0.19	0.14	0.19	54	64	0.000005247684
09/14	0.19	0.14	0.19	52	62	0.000005268359
09/15	0.19	0.14	0.19	53	63	0.000005283166
09/16	0.20	0.14	0.19	53	64	0.000005330601
09/17	0.20	0.14	0.19	54	64	0.000005347694
09/18	0.20	0.14	0.19	53	63	0.000005346318
09/19	0.20	0.14	0.19	53	63	0.000005346318
09/20	0.20	0.14	0.20	53	63	0.000005346319
09/21	0.20	0.14	0.20	51	61	0.000005339991
09/22	0.20	0.14	0.20	50	60	0.000005393418
09/23	0.20	0.14	0.20	51	61	0.000005411805
09/24	0.21	0.14	0.20	50	61	0.000005603825

Rates Disclaimer (<https://www.texasclass.com/rates-disclaimer>)





*Welcome to*  
**TexConnect**

Deposit	Withdrawal	Transfer	Multi Transaction	Vendor Payment	Maintenance
Reports	Report Scheduler	Report Access	Statements	Inquiry	Change Location
			Help / Contact Us	Update Profile	Logout

## Pool Information

Location: 78806  
Wilson County

### TexPool

Average Monthly rate for August	0.0716%
Average Monthly Dividend Factor for August	0.000001962
<b>Information as of</b>	September 24, 2015
Daily Net Yield	0.0956%
Dividend Factor	0.000002618
7 Day Net Yield	0.09%
Daily Assets	\$11,775,317,205.11
Weighted Average Maturity	41 days
Weighted Average Life	82 days
NAV	1.00007

### TexPool Prime

Average Monthly rate for August	0.1398%
Average Monthly Dividend Factor for August	0.000003831
<b>Information as of</b>	September 24, 2015
Daily Net Yield	0.1694%
Dividend Factor	0.000004642
7 Day Net Yield	0.16%
Daily Assets	\$963,660,883.69
Weighted Average Maturity	36 days
Weighted Average Life	57 days
NAV	1.00006

### Contact Information

Participant Services 1-866-839-7665

Performance quoted represents past performance which is no guarantee of future results. Investment return will vary. The value of an investment when redeemed may be worth more or less than the original cost. Current performance may be higher or lower than what is stated.

WILSON COUNTY, TEXAS  
SCHEDULE OF INDEBTEDNESS  
Aug-15

ROAD & BRIDGE WARRANTS 9/30/2005	SERIES UNPAID	DATE ISSUED	INTEREST RATE	TOTAL AMOUNT ORIGINAL ISSUE	TOTAL OUTSTANDING
Helrobq Road	1 of 15	1/12/2001	7.125%	\$101,500.00	\$11,234.83
Country Acres	1 of 15	4/11/2001	7.125%	\$58,000.00	\$6,464.18
Wood Valley	4 of 15	7/15/2004	5.25%	\$719,346.20	\$281,917.96
<b>TOTAL WARRANTS</b>				\$878,846.20	\$299,616.97
<b>LEASE PURCHASES</b>					
Precinct No. 1 John Deere Tractor	58 of 60	7/14/2015	0.000%	\$74,590.24	\$65,773.20
Precinct No. 2 Volvo Wheel Loader	6 of 60	2/25/2011	3.4500%	\$127,267.00	\$13,735.62
Precinct No. 2 John Deere Tractor	16 of 60	12/25/2011	3.3500%	\$46,835.34	\$13,265.02
Precinct No. 2 Caterpillar Compactor	15 of 60	2/11/2012	3.20008%	\$74,119.56	\$19,655.30
Precinct No. 3 Volvo Roller	55 of 60	12/5/2014	2.3500%	\$50,219.00	\$46,255.55
Precinct No. 3 Volvo Pneumatic Roller	55 of 60	12/5/2014	2.3500%	\$64,869.00	\$59,749.32
Precinct No. 3 Volvo Backhoe	46 of 60	6/19/2014	2.3500%	\$93,242.00	\$72,454.11
Precinct No. 4 Volvo Motor Grader	46 of 60	6/17/2014	2.3500%	\$130,056.00	\$101,060.59
Precinct No. 4 Volvo Wheel Loader	23 of 60	7/25/2012	3.0000%	\$82,050.36	\$32,913.32
<b>TOTAL LEASE PURCHASES</b>				\$586,607.90	\$424,862.03
<b>BONDED DEBT</b>					
Series 2014 Limited Tax Refunding Bond	2014	2/20/2014		\$8,500,000.00	\$7,907,062.78
<b>GRAND TOTAL</b>				\$9,508,902.20	\$8,631,541.78

Jan Hartl  
County Treasurer  
Wilson County

AFFIDAVIT  
WILSON COUNTY TREASURER'S REPORT  
FOR THE MONTH OF JULY 2015  
REGULAR TERM

We, the undersigned County Commissioners and County Judge of Wilson County, have compared, and examined the report of Jan Hartl, County Treasurer of Wilson County, for the month of AUGUST. Finding same correct and Article 114.026 of the Local Government Code has been complied with, we have caused an order to be entered upon the minutes of Commissioners' Court meeting stating the approval of Treasurer's report by our court. The amount of cash and other amounts in the custody of the County Treasurer, Jan Hartl, for AUGUST are:

WILSON COUNTY GENERAL FUNDS	554,131.89
OTHER BANK ACCOUNTS	373,514.26
TOTAL	<u>927,646.15</u>


INVESTMENTS:	
CERTIFICATES OF DEPOSIT	498,324.22
TEXPOOL	8,242,772.46
TEXAS CLASS	4,847,920.60
TOTAL	<u>13,589,017.28</u>


TOTAL	14,516,663.43
-------	---------------


COMBINED INDEBTEDNESS	7,907,062.78
-----------------------	--------------

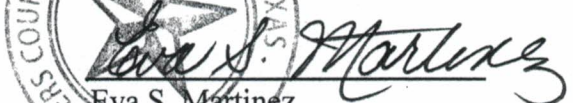
WITNESS our hands, officially this the 28TH day of SEPTEMBER 2015


  
County Judge

  
Commissioner Prec. #1

  
Commissioner Prec. #3

  
Commissioner Prec. #2

  
Eva S. Martinez  
County Clerk, Wilson County



  
Commissioner Prec. #4